



# PAW'S PRESS

September 2019 • Cherokee Elementary School • (586) 723-4800

<http://www.chippewavalleyschools.org/schools/elementary-schools/cherokee/>

## DREAM BIG - AIM HIGH - LEAD ON!

Hello Dear Families!

What a wonderful way to start out a new school year- thank you to all our families who joined us at our annual "Welcome Back Wildcats" Celebration and Curriculum Night! It was great to see so many families attend this important event. A special "thank you" to our PTO for planning a fun-filled Scavenger Hunt.

As we head into the 19-20 school year, we celebrate our 6<sup>th</sup> year of the Leader in Me Process. All our classes are focused on helping students develop the habits necessary to ensure success while continuing to provide the best educational experience possible. From establishing a warm, welcoming learning environment to utilizing technology and research-based instructional strategies, our mission is empowering learners with skills necessary for a lifetime of success.

This year, we continue the process of setting school-wide, classroom, and individual goals for both academic and behavioral growth. By setting goals, establishing action plans, tracking progress and celebrating accomplishments, students learn they are in control of their learning and success. Families can support this process by discussing the process with their children and what they are doing to reach their goals. We are excited to work with your families as we Dream Big - Aim High & LEAD ON! We are so happy you are here! ~ Mrs. Mair and Mr. Lewis



from  
little  
seeds  
grow  
mighty  
trees



### What to Know from Your PTO

Another fabulous & fun year is planned for our Cherokee families!

#### ~ Box Tops Contest ~

- PTO's Back-to-School Box Tops Contest has started! Clip & Send using the slip in this month's packet.

#### ~ Walk-a-thon Oct. 4<sup>th</sup> ~

- More information can be found within this packet.

### WHAT'S INSIDE THE DIGITAL ISSUE:

#### Leader In Me

This is the 6<sup>th</sup> year of implementation!

- Be sure to check out the Trimester 1 Family Activity due by October 12<sup>th</sup>

#### Helpful Hints

Everything you need to know about Paws Policies and Procedures

- Info can always be found digitally by visiting:

<http://tinyurl.com/pawshints>

#### Inside this Issue

- Birthday Book Club
- CMPL Library Card Sign-Up
- FREE Microsoft Office
- Family Resources
- Journey's Reading Series Family Information
- 3<sup>rd</sup> Grade Reading Law information

We choose to Inspire, Believe, Achieve and Lead  
to empower learners for a lifetime of success.

Cherokee ... a GREAT place to be!



Cherokee PTO Facebook



Cherokee Facebook  
Page

Be sure to scan to visit:

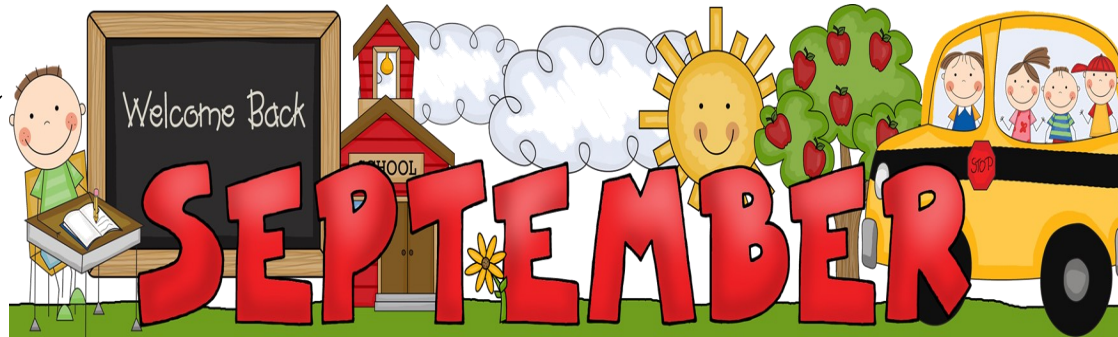
# September 2019



Sunday	Monday	Tuesday	Wednesday	Thursday	Friday	Saturday
1	2 <b>Welcome Back to School!</b>	3 First Day of School 11:23 Release	4	5	6	7
8 	9 Breakfast Service Begins	10 	11 Patriot's Day Silent Dismissal Wear Red/White/Blue	12	13 First Fire Drill Practice of the school year	14
15	16 Art to Remember begins 	17 Constitution Day Scouting Meeting	18 WALK-A-Thon STEP-It UP Kids! Assembly & Kick-Off	19	20 	21
22 	23	24	25 FAMILY SKATE NIGHT 	26 K-1 PEN Night 	28 K to Westview Orchards Leadership Celebration PJ & Movie Day	29
29	30	October 1 	2	3	4	5
DREAM BIG - AIM HIGH - LEAD ON!					Coming Soon! Oct 18 <sup>th</sup> WALK-A-THON 	

# Elementary Monday Pizza

Cherokee  
Clinton Valley  
Erie  
Ottawa  
Shawnee  
Sequoyah



*If you have a food allergy please be aware that CVS prepares food that may contain or have come into contact with peanuts, nuts or other possible allergens.*

**Student: \$2.75**  
**Plus: \$4.25**  
(Additional Serving)  
**Reduced: \$0.40**  
**Milk: \$0.60**

BREAKFAST is served daily at  
all elementary schools.  
Check your school for times!

Food Service: (586) 723-2110  
Central Kitchen: (586) 723-2109

## Available Daily:

### Must Pre-Order

Turkey Salad w/  
Roll & Goldfish Crackers

Chicken Popper Salad  
w/ Dinner Roll

Chicken Caesar Salad w/  
Roll & Goldfish Crackers

Turkey & Cheese Stackers

### **Sandwiches:**

Turkey & Cheese

Ham & Cheese

PB&J Uncrustable w/  
String Cheese & Goldfish

### **Includes:**

Fruit and/or

Vegetable & Milk

## Free & Reduced Students

You may also choose from  
the Daily Offerings!

Monday	Tuesday	Wednesday	Thursday	Friday
2 <i>★ Happy ★</i> <b>LABOR DAY</b>	3 <i>Welcome</i> <i>back to</i> <b>SCHOOL</b>	4 Hot Dog Carrots & Ranch Sidekick Slushie	5 Apple Cinnamon French Toast String Cheese Fruitables Juice	6 Chicken Tenders Dinner Roll Steamed Broccoli Ketchup/BBQ Sauce
9 Pizza Day! Baby Carrots Ranch	10 Chicken Nuggets Mashed Potatoes & Gravy Corn BBQ Sauce/ Ketchup	11 Walking Taco- Seasoned beef, chips, cheese, salsa Refried Beans	12 Mini Confetti Pancakes String Cheese Fruitables Juice	13 Mighty Mini Corndogs Spinach/Romaine Ketchup/Mustard
16 Pizza Day! Baby Carrots Ranch	17 Chicken Nuggets Tater Tots Celery Sticks w/ Ranch BBQ Sauce/ Ketchup	18 Chips & Cheese Refried Beans Salsa	19 Bosco Sticks Marinara Dip Sauce Green Beans	20 Super Turkey Sub Spinach/Romaine WG Cheez-Its
23 Pizza Day! Baby Carrots Ranch	24 Chicken Nuggets Mashed Potatoes & Gravy Corn BBQ Sauce/ Ketchup	25 All-Star Cheeseburger Baked Beans Carrots w/ Ranch	26 Mini Waffles Sausage Patty Fruitables Juice	27 Super Soft Pretzel w/ Cheese Spinach/Romaine
30 Pizza Day! Baby Carrots Ranch	Students receiving meal benefits in 18/19 that do not have an approved 2019-2020 application on file as of <b>October 14, 2019</b> will no longer receive meal benefits. The 2019-2020 application may be completed online at <a href="http://www.lunchapp.com">www.lunchapp.com</a> or obtained from the school office. <i>There will be no exception.</i>			





# Dream Big – Aim High – LEAD ON!

## Cherokee Elementary ~ 2019-2020



Silent Dismissal - Patriot Day	9/11/19
Cub Scouts Info Meeting	9/13/19
Art to Remember begins	9/16/19
Scouting Meeting	9/17/19
PTO Step-It Up Kids KickOff Assembly	9/18/19
PTO Skate Night	9/18/19
K to Westview Orchards	9/27/19
K-1 Parent Education Night (PEN)	9/26/19
Leadership PJ/Movie Celebration Day	9/27/19
PTO Skate Night	10/9/19
LifeTouch Fall Pictures	10/11/19
Wildcat Pack #1 – Wear T-Shirt	10/11/19
PTO Walk-a-Thon – Step it Up Kids!	10/18/19
Fall Book Fair begins	10/21/19
Collaborative Conferences	10/23/19
Collaborative Conferences - Evening	10/24/19
1/2 Day @ 11:23	10/24/19
Leadership PJ/Movie Celebration Day	10/25/19
PTO Trunk or Treat	10/25/19
1/2 Day @ 11:23	10/25/19
Red Ribbon Spirit Week begins	10/28/19
Halloween Celebration	10/31/19
1/2 Day @ 11:23	10/31/19
No School	11/5/19
Wildcat Pack #2 – Wear T-Shirt	11/8/19
Silent Dismissal - Veterans' Day	11/11/19
UMvsMSU Canned Food Drive Week	11/11/19
K-5 to Little Mermaid @ CVS	11/12/19
Giving Tree begins	11/15/19
PTO Meeting @ 6:30 pm in the DEN	11/20/19
LifeTouch Fall Retake	11/22/19
Leadership PJ/Movie Celebration Day	11/22/19
Summer Learning Celebration	11/25/19
No School-Thanksgiving Break begins	11/27/19
Santa Shop Week	12/2/19
2nd Grade Concert – 2:30 & 6:30 pm	12/5/19
Holiday Celebration	12/13/19
Wildcat Pack #3	12/13/19
PTO Holiday Event	12/13/19
Leadership PJ/Movie Celebration Day	12/20/19
1/2 Day @ 11:23	12/20/19
Holiday Break begins	12/23/19

School Resumes	1/6/20
LifeTouch Team Pictures	1/10/20
PTO Meeting @ 8:45 pm in the DEN	1/15/20
Wildcat Pack #4 – Wear T-Shirt	1/17/20
No School - MLK Day	1/20/20
PTO Skate Night	1/22/20
Leadership PJ & Movie Celebration Day	1/31/20
PTO Mom & Son Event	2/2/20
"Sharpen the Saw" Spirit Week	2/10/20
Kid's Heart Challenge Week	2/10/20
Valentine's Day Celebration	2/14/20
Wildcat Pack #5 – Wear T-Shirt	2/14/20
1/2 Day @ 11:23	2/14/20
No School – Mid-Winter Break begins	2/17/20

The  
LeaderinMe®

School Resumes	2/24/20
PTO Pastries with Parents	2/26/20
Leadership PJ/Movie Celebration Day	2/28/20
Reading Month begins	3/1/20
CMPL/CSV Literacy Night @ 6:30	3/5/20
Wildcat Pack #6 – Wear T-Shirt	3/5/20
LifeTouch Spring Pictures	3/6/20
4th Grade Concert – 2:30 & 6:30	3/12/20
Spring Book Fair begins	3/16/20
Collaborative Conferences	3/18/20
Collaborative Conferences - Evening	3/19/20
1/2 Day @ 11:23	3/20/20
PTO Skate Night	3/25/20
Leadership PJ/Movie Celebration Day	3/27/20
PTO Book Bingo	3/27/20
Earth Month begins	4/1/20
Wildcat Pack #7 – Wear T-Shirt	4/3/20
1/2 Day @ 11:23	4/3/20
No School - Spring Break begins	4/6/20



School Resumes	4/13/20
Fitness Night (TNT)	4/15/20
Brainstormers Visits	4/17/20
Earth Week/Spirit Week	4/20/20
Earth Day	4/22/20
PTO Meeting @ 6:30 pm in the DEN	4/22/20
1/2 Day @ 11:23	4/23/20
Schoolwide Beautification	4/24/20
Leadership PJ/Movie Celebration Day	4/24/20
PTO Daddy Daughter Dance	4/24/20
Walking School Bus	5/1/20
Wildcat Pack #8 – Wear T-Shirt	5/1/20
1/2 Day @ 11:23	5/7/20
Wildcat Pack #9 – Wear T-Shirt	5/15/20
Kindergarten Kick-Off @ 6pm	5/19/20
PTO Meeting @ 8:45 in the DEN	5/20/20
Silent Dismissal - Memorial Day	5/22/20
PTO Spring Fling	5/22/20
No School	5/25/20
PTO Skate Night	5/27/20
Leadership PJ/Movie Celebration Day	5/29/20
Cutting Edge Gymnastics Visit begins	5/30/20
Celebrating Success Spirit Week	6/1/20
Volunteer Appreciation & Fun Day	6/5/20
LifeTouch 5th Grade Pictures	6/10/20
Kindergarten Celebration	6/12/20
Leadership Celebration Day	6/12/20
Wildcat Pack #10 – Wear T-Shirt	6/12/20
5th Grade Completion @ 9:00	6/15/20
1/2 Day @ 11:23	6/15/20
1/2 Day @ 11:37	6/16/20

### PTO Meetings in the DEN

- 9/3 @ 8:45 am
- 11/20 @ 6:30 pm
- 1/15 @ 8:45 am
- 4/22 @ 6:30 pm
- 5/20 @ 8:45



### Collaborative Conferences

10/23	Evening Only
10/24	Afternoon & Evening
3/18	Evening Only
3/19	Afternoon & Evening




### 1/2 Day Release - No School

1/2 Day @ 11:23	9/3/19
1/2 Day @ 11:23	10/24/19
1/2 Day @ 11:23	10/25/19
1/2 Day @ 11:23	10/31/19
No School - Elections	11/5/19
No School - Thanksgiving Break	11/27/19
1/2 Day @ 11:23	12/20/19
No School - Holiday Break	12/23/19
No School - MLK Day	1/20/20
1/2 Day @ 11:23	2/14/20
No School - MidWinter Break	2/17/20
1/2 Day @ 11:23	3/20/20
1/2 Day @ 11:23	4/3/20
No School - Spring Break	4/6/20
1/2 Day @ 11:23	4/23/20
1/2 Day @ 11:23	5/7/20
No School - Memorial Day	5/25/20
1/2 Day @ 11:23	6/15/20
1/2 Day @ 11:37	6/16/20




### Music Program

12/5	2 <sup>nd</sup> Grade Concert @ 2:30 and 6:30
3/12	4 <sup>th</sup> Grade Concert @ 2:30 and 6:30



### LifeTouch Pictures

10/11	Fall Picture Day
11/22	Fall Picture Retake
1/10	Team Picture Day
3/6	Spring Picture Day
6/10	5 <sup>th</sup> Grade Completion Pictures



### Our Mission:


At Cherokee, we choose to Inspire, Believe, Achieve and LEAD  
to empower learners for a lifetime of success.  
Together, we make Cherokee a GREAT place to be!

# Quick Access Codes

Your child's Student ID is an important piece of information and is helpful to have when trying to access some CVS online sites. Below is a collection of QR codes that can be used to quickly visit commonly used sites. QR readers can be quickly & easily downloaded to your phone for free. Student's ID number can be found on PowerSchool and was provided at the start of the school year.



CVS Powerschool



SendMoneyToSchool



Cherokee PTO Facebook



SchoolWorks SACC –  
School Age Child Care



CVS Transportation  
Information



Cherokee Facebook  
Page



Cherokee Payschools



Cherokee Webpage



Cherokee Breakfast and  
Lunch Menus

# AUTHORIZATION TO RELEASE INFORMATION

## Chippewa Valley Schools - Human Resources

### Volunteer Criminal Record Check – Revised 2019

Please complete this form and return it along with a copy of your Driver's License and/or Michigan ID card in a sealed envelope to the child's school office **no later than 2 weeks before the event date**. All fields are required by the Michigan State Police in order to process the record check. The Chippewa Valley Schools Human Resources office will submit this information through a secure web site operated by the Michigan State Police. You will be contacted by mail by Human Resources only if there are questions about the criminal record check. This form and the record check will be filed in a secure location in the Human Resources Department for the current school year only. It will be shredded at the end of the school year. Your cooperation with this process is appreciated as it assists us with assuring the safety and well being of all of our students.

#### PLEASE NOTE:

1. If you have been convicted of a "listed offense" as defined in section 2 of the Sex Offender Registration Act you are prohibited from volunteering at your child's school.
2. All other Felony and Misdemeanor offenses will be subject to a targeted screen and you may be further questioned.
3. If you are convicted of a crime after filling out this form please notify Shirley Allen in the Human Resources Department at 586-723-2094 or by email at [sallen@cvs.k12.mi.us](mailto:sallen@cvs.k12.mi.us). Do not contact the school building.

*Thank you for your interest in serving as a volunteer with the Chippewa Valley Schools.*

(PRINT NAME)

FIRST NAME

MIDDLE NAME

LAST NAME

*I hereby authorize the Chippewa Valley Schools to request the Michigan State Police Central Record Division to release any information regarding criminal records I may have to the Chippewa Valley School.*

SIGNATURE

DATE

GENDER

(MALE/FEMALE)

RACE: Please Check One:

☐  
☐  
☐  
☐  
☐

Caucasian  
African American  
Asian or Pacific Islander  
American Indian or Alaskan Native  
Unknown /Other

DATE OF BIRTH  
(Month/Day/Year)

Address: \_\_\_\_\_ City: \_\_\_\_\_ State: \_\_\_\_\_ Zip: \_\_\_\_\_

Daytime Phone: \_\_\_\_\_

School submitting form: \_\_\_\_\_ Event Date: \_\_\_\_\_

CHECK HERE IF YOU DO NOT HAVE STUDENT(S)

If not, please indicate reason for volunteering: \_\_\_\_\_

List all Student(s) names attending Chippewa Valley Schools	School	Grade Level	Relationship to Student (e.g., Parent, Grandparent, Etc.)

**\*\*A COPY OF YOUR DRIVER'S LICENSE AND/OR MICHIGAN ID CARD MUST ACCOMPANY THIS FORM.\*\***

**NOTICE OF NONDISCRIMINATION** It is the policy of Chippewa Valley Schools not to discriminate on the basis of race, color, religion, national origin or ancestry, genetics, gender, age, disability, height, weight, or marital status in its programs, services, activities, or employment. Inquiries related to nondiscrimination policies should be directed to: Civil Rights Coordinator, Assistant Superintendent of Human Resources, Chippewa Valley Schools Administration, 19120 Cass Avenue, Clinton Township, MI 48038 Phone: 586-723-2090 / Nondiscrimination inquiries related to disability should be directed to: Section 504 Coordinator, Director of Special Services, (same address) Phone: 586-723-2180

REVISED 6/10/19

# Parking Lot

Leaders in  
the Lot!

## What Families Can Do To Help

- Drive slowly and carefully
- Observe the "Stop" signs
- Cross with a crossing guard
- Escort your child through the parking lot
- Encourage children to WALK directly to and from their bus
- Observe a 10 mph speed limit within the entire parking lot

Be Safe  
Be Patient  
Be Kind

Thank you Families for a wonderful start of the school year and for helping keep our students safe in the Parking Lot! Your continued support is greatly appreciated!

### At Arrival:

- Students riding the bus will be released directly from their busses at 8:27 into the building. They will not "line-up" and wait outside. Staff will be present within the building for assistance as students go directly to their classroom.
- Walkers/Drivers will line-up at their designated areas to be escorted in by teachers when the music begins at 8:27.
- Safeties/Service Squad students and children receiving breakfast may enter the building starting at 8:15.

### At Dismissal:

- If an older student is meeting younger siblings to walk or ride home, they will meet at the following location:
  - Kindergarten & 1st Grade should meet at their respective exit doors.
  - 2nd-5th grades should meet at the flagpole outside the front entrance.

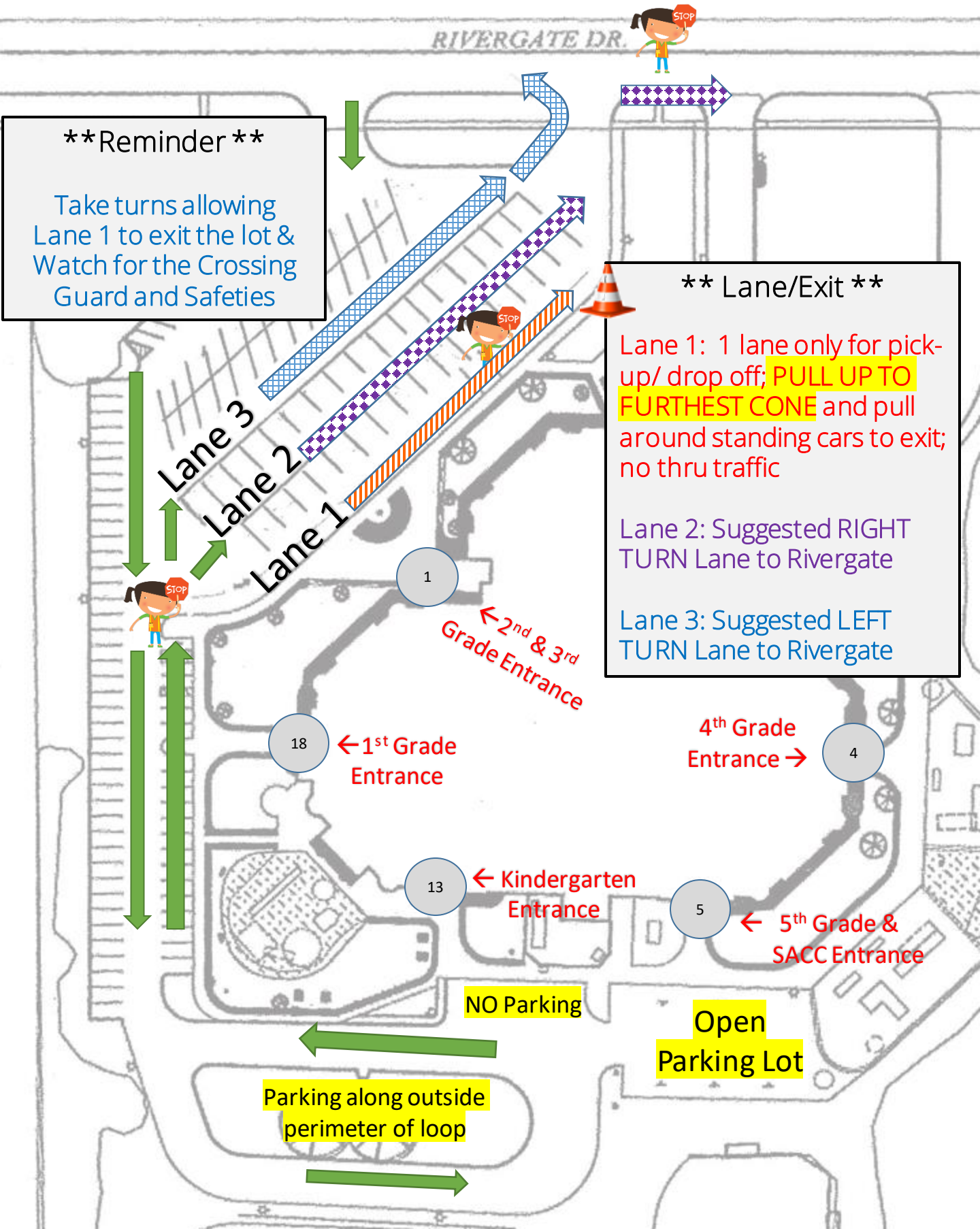
### At Arrival & Dismissal:

- Door 3 (door closest to bus loop) is designated as "Bussers Only". Students taking the bus will both enter and exit the building via this entrance. All non-bussing students are rerouted to another door.
- Crossing guards will be positioned at the sidewalk area between the exiting driveway and bus loop, near the flagpole and in the parking lot.
- Teachers will be stationed in areas around the building.





# CHEROKEE PARKING LOT PROCEDURE





# **WILDCAT WALK-A-THON**



**IS STEPPING IT UP!**

**NEW DATE - OCTOBER 18<sup>TH</sup>!**

**NEW NINJA WARRIOR FORMAT!**

**MORE INFO TO COME ON SEPT. 18<sup>TH</sup>**

# What to Know from Your PTO



## EARN CASH FOR OUR SCHOOL

NO MORE CLIPPING. ALL YOU NEED IS YOUR SMARTPHONE.

The NEW and improved Box Tops mobile app uses state-of-the-art technology to scan your store receipt, find participating products and instantly add Box Tops to our school's earnings online.

LOOK FOR  
THE NEW  
LABEL:



## HERE'S HOW IT WORKS:



### BUY BOX TOPS PRODUCTS

You can find Box Tops on hundreds of products throughout the store.



### SCAN YOUR RECEIPT


Use the app to snap a photo of your receipt within 14 days of purchase.



### EARN CASH FOR OUR SCHOOL

Box Tops earnings are identified and automatically updated at BTFE.com.

You do not need to clip or send Box Tops labels to school.



## BOX TOPS CLIPS ON PACKAGES

Traditional Box Tops clips are being phased out of production but may continue to be found on many products throughout the store as packages transition to the new Box Tops labels. **You can still clip these and send them to school.** Please make sure each clip has a valid expiration date.



BUY  
BOX TOPS  
PRODUCTS



CUT  
OUT THE BOX TOP  
FROM EACH PACKAGE



SEND  
YOUR BOX TOPS  
TO SCHOOL

SEE PRODUCTS & LEARN MORE ABOUT  
THE BOX TOPS APP AT [BTFE.COM](http://BTFE.COM)

© 2016/17 BTFE

THE ALL-NEW BOX TOPS IS HERE!  
DOWNLOAD THE APP:





# What to Know from Your PTO

## Cherokee Elementary & Kroger Community Rewards Program

This is an exciting opportunity for our families to help earn additional funds for Cherokee just by shopping. Each purchase from Kroger can earn our school 1% with a minimum of \$25 each quarter and a maximum of \$50,000!!! **Think of the potential!**

### How Can I Help!

There is NO additional cost to you, just a little bit of computer time. All you have to do is register your Kroger Plus Card:



- <http://www.krogercommunityrewards.com>
- **Sign In or Create an Account**
- **Link** your Kroger Plus Card to your online account using your Kroger Card #, or Alternate ID (such as the phone number associated with account)
- View your **Account Summary** to select **Community Rewards**
- Under **"Find your Organization,"** search for **Cherokee Elementary** or enter our NPO number #40206.
- Click to select **Cherokee Elementary** from the list and click **Confirm**
- **Verify** you are enrolled correctly, see your organization's name on the right side of your information page (Computer version, not necessarily Mobile version).

*If you do not have a Kroger Plus card, you can stop by any Kroger location and pick one up from the customer service desk. It take a couple of days to fully attach your card with the school. Watch the bottom of your receipt for it to indicate Cherokee Elementary!*

---

**Thank You to Cherokee's Legacy Leaders who returned to school to decorate and welcome our students! Even after "graduating" our students continue to make Cherokee a GREAT place to be!**





# Birthday Treat Reminders

We welcome our students to celebrate birthdays with their class. Some classrooms have specific treat requirements and classrooms have allergies that you have been made aware of. In order to ensure the safety of all our students, meet allergy and dietary needs, and ensure treats can be shared in a timely manner, the following additional guidelines must be followed.

- ✓ All treats must be individually wrapped
- ✓ All items must be labeled with their ingredients
- ✓ Treats should not replace lunch (no pizza, tacos, etc)
- ✓ ONE item can be shared (ie treat or drink – not both)
- ✓ Items must be easy for children to eat on their own (ie no cutting/scooping required)
- ✓ If spoons and napkins are needed, they must be provided by family
- ✓ Enough treats should be available for all students in class. If you do not know the specific number of children in your child's class, assume 30 in grades K-2 and 33 in grades 3-5. Any extras will be sent home with your child.
- ✓ Healthy & non-food treats are encouraged ☺



Thank you for your support in keeping our students safe!

Superintendent  
Ronald Roberts  
President  
Elizabeth Pyden  
Vice President  
Denise Aquino  
Secretary  
Laura Cardamone  
Treasurer  
Jill DeMuyneck Zech  
Trustees  
Frank Bednard  
Andy Patzert  
George Sobah

## Chippewa Valley Board of Education



# Notes from the Cafe



Pizza Day is  
Monday

Welcome Back to the Café!

Just a few reminders as we start another school year!

Students order lunch 1 day in advance. That means, if your child wants pizza on Monday, he orders on Friday. It is very important that we have an accurate count so we have enough food ordered for everyone.

If your child does not like lunch on a particular day, a turkey julienne salad and sandwiches (ham & cheese, turkey, pb&j) are available – they also must be ordered 1 day in advance.

- **Requesting Benefits for the 1<sup>st</sup> Time:**

Families can quickly and easily fill-out a family application for free/reduced meal benefits by visiting:

[www.lunchapp.com](http://www.lunchapp.com)

- **Requesting Continuation of Benefits:** Families with students receiving benefits last year MUST submit the 19/20 application this year as well. Applications for returning students MUST be submitted and approved by Oct. 12<sup>th</sup> to prevent a stop in benefits.

- **Paper Applications** can be obtained from the front office but the processing time is not as quick as completing the application online [www.lunchapp.com](http://www.lunchapp.com)

- Kindergarteners and First Graders receive a menu for ordering their lunches at the beginning of each month. Please sit down with your child and discuss the menu and what he/she would like to order. Circle the item on your menu to share the information with your teacher. Be sure to bring a lunch to school on the days, “hot lunch” is not ordered
- Students in grades 2-5 order hot lunch during morning attendance.

~ Ms. Linda & Ms. Jill

## We are Leaders in the Café

In the café, we encourage students to stay seated, use conversation voices, raise their hands when they need help and to EAT ☺ Students are also reminded to LEAD before they leave the lunchroom:

“Look at your area  
is Everything picked up  
Are all items thrown away  
Did you leave anything behind?”  
Then you are ready to leave!



As always, families can access the lunch menu online by visiting:

- <http://www.chippewavalleyschools.org/departments/food-service/>

Families can quickly & easily add money to their child's account by visiting:

- [www.sendmoneytoschool.com](http://www.sendmoneytoschool.com)

Thank you for your continued support!



Ways to get lunch money onto your students' lunch account:

- ✚ Online debit deposit: [www.SendMoneyToSchool.com](http://www.SendMoneyToSchool.com) (need student ID number, which can be provided by both the school office and the food service office)
- ✚ Send a check payable to CV Food Service or cash to school with student

**NOTE:** If ID card is lost or stolen, it must be reported to cafeteria cashier immediately. Food Service is not responsible for fraudulent usages.

Send Money to School will upload the money onto the students account within 15 minutes; however, the Parent Portal update is a day behind and will not reflect any new activity until the next day.

ELEMENTARY Meal Prices

Student Lunch	\$2.75
Lunch Plus	\$4.25
Reduced lunch	\$0.40
Regular Breakfast	\$1.55
Reduced Breakfast	\$0.30
Milk	\$0.60

MIDDLE/HIGH SCHOOL Meal Prices

Student Lunch	\$3.00
Lunch Plus	\$4.50
Reduced lunch	\$0.40
Regular Breakfast	\$1.55
Reduced Breakfast	\$0.30
Milk	\$0.60

- ✚ The 2018-19 Free/Reduced Applications.
- ✚ Include their email address on the application.
- ✚ Please complete ONE application per family, even if the students attend different school buildings within the district.
- ✚ A new application must be processed for each school year.
- ✚ The application determination will take approximately 10 business days.
- ✚ Students who were on the meal program at the end of the 2017-18 school year will remain on the program through October 12, 2018. Their new applications must be submitted and approved prior to October 12, 2018 to have no lapse in benefits.
- ✚ Please encourage parents to apply via the internet at [www.LunchApp.com](http://www.LunchApp.com).
- ✚ The website will be available after August 1, 2018 for the 2018-19 meal application processing.

# ELEMENTARY BREAKFAST

CHIPPEWA VALLEY SCHOOLS



STUDENT- \$1.55

REDUCED- \$0.30

MILK- \$0.60

ALL MEALS INCLUDE CHOICE OF ENTREE, MILK, FRUIT & 100% FRUIT JUICE

CEREAL BOWL & GRAHAM CRACKERS

CEREAL BAR & STRING CHEESE

MUFFIN & YOGURT

POP-TART & STRING CHEESE

BANANA BREAD

SUPER MINI DONUTS

BENEFIT BAR

BAGEL & CREAM CHEESE

MINI CINNI

*What makes a complete breakfast?*



2019/2020 MEAL BENEFIT APPLICATION  
AVAILABLE AT [WWW.LUNCHAPP.COM](http://WWW.LUNCHAPP.COM)  
OR IN THE MAIN OFFICE



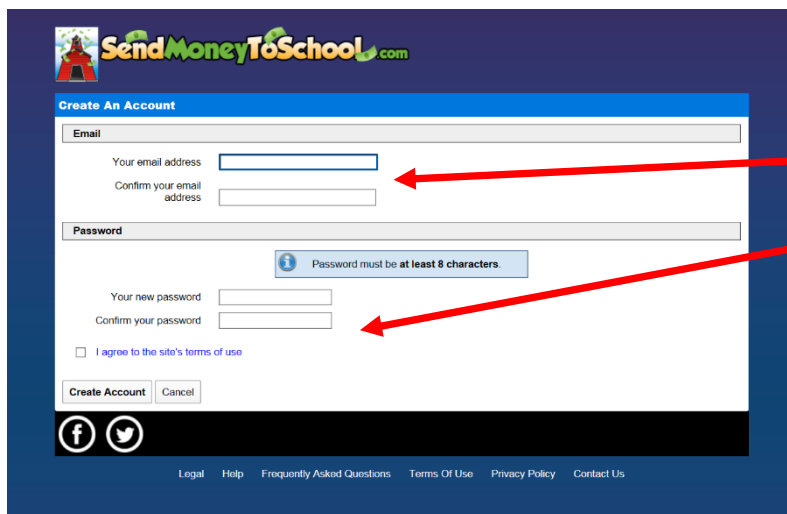


If your child receives hot lunch, you may sign up at [sendmoneytoschool.com](http://sendmoneytoschool.com) to make real-time deposits on a meal debit card that can be used in any of our school buildings. To create an account, just follow the directions below:

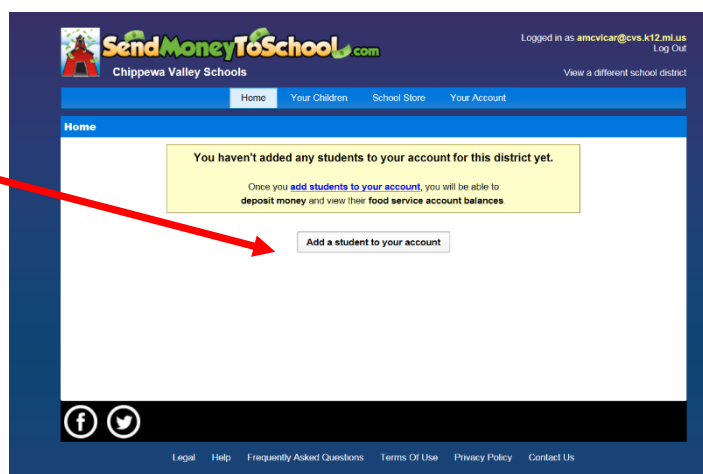
1. Click on "Create a new account"



2. Provide your email address and create a password to create your account.



3. Click on "Add a student to your account"



SendMoneyToSchool.com  
Chippewa Valley Schools  
Logged in as amcvcicar@cvs.k12.mi.us  
Log Out  
View a different school district

Home Your Children School Store Your Account

Students

Step 1: Find Student

Student ID

Continue Cancel

Just a reminder...  
Your child's student ID will likely be on a school ID card, or it will be provided by the school office.

f t

Legal Help Frequently Asked Questions Terms Of Use Privacy Policy Contact Us

4. Type in your child's student ID number. This can be located in Power School or provided to you by the office.

5. Fill out the student name and birthday then click on "Add Student"

SendMoneyToSchool.com  
Chippewa Valley Schools  
Logged in as amcvcicar@cvs.k12.mi.us  
Log Out  
View a different school district

Home Your Children School Store Your Account

Students

Step 2: Verify Student

Student ID

First Name

Last Name

Birthday

Add Student Cancel

f t

Legal Help Frequently Asked Questions Terms Of Use Privacy Policy Contact Us

SendMoneyToSchool.com  
Chippewa Valley Schools  
Logged in as amcvcicar@cvs.k12.mi.us  
Log Out  
View a different school district

Home Your Children School Store Your Account

Students

You've added Zachary and can now [make deposits into their food service account](#)

Food Service Balance

Zachary Bahri \$0.25 [View Activity](#) [Edit](#)

[Make a deposit](#)

[Add a student to your account](#)

f t

Legal Help Frequently Asked Questions Terms Of Use Privacy Policy Contact Us

6. Click on "Make a Deposit"

From your  
Specials  
Teachers

# Special Spot



## FUNDRAISER COMING SOON!



Our school is participating in a fundraiser with Art to Remember that gives you the opportunity to purchase keepsake items customized with your child's artwork. The best part is that every keepsake order supports our school.

Order forms will be  
sent home soon.



Art to Remember





## Meet Mrs. Krisciunas Your Child's Science Enrichment Teacher!

### A Bit About Me

I am a Chippewa Valley "lifer"! I attended Chippewa Valley starting in Kindergarten and graduated from Chippewa Valley High School. After graduating college I started teaching in Chippewa Valley. I live in Macomb Township with my husband and two children. Both my children attend Dakota High School. Chippewa Valley is a great school district and I'm so happy my family and I are a part of it!

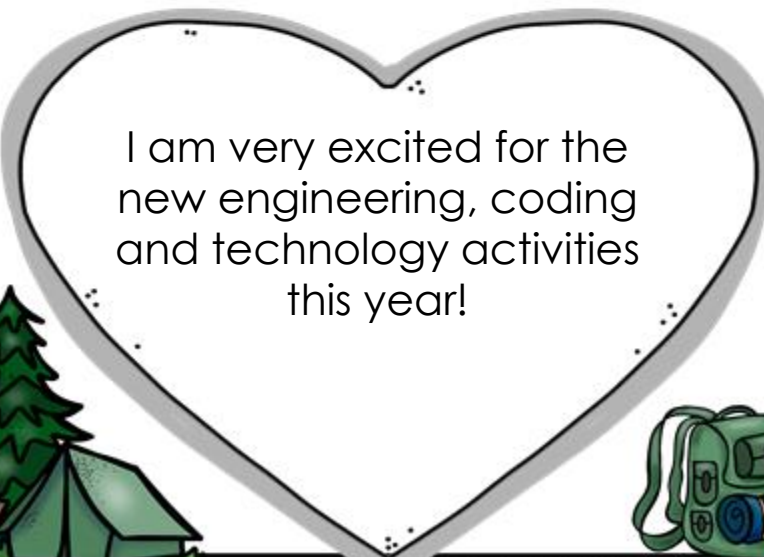


### My Education & Experience

I have a Bachelor's degree from Western Michigan, a Master's degree from Saginaw Valley State University and a Specialist's degree from Wayne State University. I have been teaching in the Chippewa Valley School District for twenty-four years. I have previously taught first grade, second grade, third grade and was a Science Curricular Leader for Chippewa. I am very excited to be teaching science enrichment again this year!



I just "camp" wait ...



I am very excited for the new engineering, coding and technology activities this year!

Contact Me:  
Email me at





[akrisciunas@cvs.k12.mi.us](mailto:akrisciunas@cvs.k12.mi.us)

or leave a  
message:

586-723-4879







## Meet Mr. Sundberg Your Child's Art Teacher!

### A Bit About Me

Greetings from the Art room! My favourite colour is purple and I'm happy to say that I like to colour outside the lines. I enjoy oil painting portraiture and coloured pencil portraits in my spare time.




### My Education & Experience


I received my BFA in Illustration from Northern Michigan University and my certificate to teach from Oakland University. I'm honoured to share my art career with younger like minds.



I just "camp" wait ...



I am very excited to work with Shape, Form, and Value this year. I hope that all my students will find some form of fun while we create!



Contact Me:  
Email me at



Bsundberg@cvs.k12.  
mi.us

or leave a  
message:  
586-723-4878





## Meet Mr. Walkenhorst Your Child's Physical Education Teacher!

### A Bit About Me

I'm so excited to be here at Cherokee! This will be my 10<sup>th</sup> year teaching PE in Chippewa Valley and it's going to be a great year! I have three elementary aged kids of my own and my wife is also an elementary teacher. We have a dog too - Dottie.




### My Education & Experience

I teach because I love to create bonds and relationships with students, and to see them "get" something that they have had a hard time with or just enjoy being a kid, playing in the gym.

I just "camp" wait ...



I am excited to introduce some new things to the Cherokee family. We will do some familiar activities but some new games and activities throughout the year.




Contact Me:  
Email me at





Insert your email  
dwalkenhorst  
@cvs.k12.mi.us

or leave a  
message:  
586-723-4839







## Meet Ms. Hunter Your Child's music Teacher!

### A Bit About Me


Music is my passion! I come from a musical family and I'm excited to share my love of music with your children. I have two boys that attend school in Chippewa Valley- 12<sup>th</sup> and 8<sup>th</sup> grade.



### My Education & Experience

I have a Bachelor of Arts in Music Education from Oakland University, and a Master of Education from Wayne State. This is my 21<sup>st</sup> year teaching music at Cherokee!

I just "camp" wait ...



I can't wait to teach all students musical skills through camp songs! I'm excited to present two new music performances with 2<sup>nd</sup> and 4<sup>th</sup> grade classes.

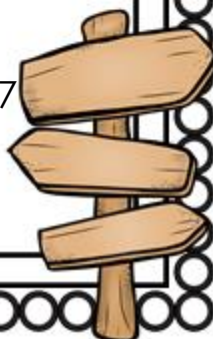




Contact Me:  
Email me at



[ghunter@cvs.k12.mi.us](mailto:ghunter@cvs.k12.mi.us)

Or leave a  
message:  
586-723-4877






## Meet Ms Stryjecki

### Your Child's Physical Education Teacher!

#### A Bit About Me


Hi! I'm so excited to teach a subject that I love! Not only am I a teacher but also a mother to 3 teenagers (2 boys and 1 girl). I enjoy yoga, walking, weight lifting, and cheering my kids on during their hockey and volleyball seasons.



#### My Education & Experience

I started my teaching career at DHS in 1998. For the past 14 years I've had the privilege of teaching at Erie Elementary. My goal is to create a safe and caring environment that will allow students to learn and have fun too!

I just "camp" wait ...



This year I'm looking forward to learning more about each student. Building relationships with my students is important to me and lays the foundation for a positive experience for all.



Contact Me:  
Email me at





Insert your email  
kstryjecki@cvs.k12.  
mi.us

or leave a  
message:  
586-723-5484







## Meet Mrs. Stanczak

### Your Child's Science Enrichment Teacher!

#### A Bit About Me


Hello! My name is Michele Stanczak and I am excited to be your child's Science Special teacher this school year. At home, I have a 7th grader, a 4th grader, a 1st grader and a toddler. I can't wait to meet your 1st or 2nd grade student!




#### My Education & Experience

I have been teaching in Chippewa Valley Schools since 2000. I graduated from Oakland University with my Bachelor's degree in Elementary Education. I received my master's degree from Saginaw Valley University.

I just "camp" wait ...



I will be working with 1st and 2nd grade students on Wednesday afternoons at Cherokee. We will be exploring the Engineering Design Process to understand, build and create some cool structures!



Contact Me:  
Email me at





[Mstanczak@cvs.k12.mi.us](mailto:Mstanczak@cvs.k12.mi.us)

or leave a  
message:  
586-723-5400








## Meet Mrs. Brazier Your Child's MusicTeacher!

### A Bit About Me

Hi! I'm Mrs. Brazier and I am looking forward to another fabulous year in music class! I have a 1 year old daughter, Avery, and 2 German Shepherd dogs. We love to go to the park and enjoy the outdoors!



### My Education & Experience

I graduated from Wayne State University with my degree in Music Education. This is my 4<sup>th</sup> year in Chippewa Valley and my 6<sup>th</sup> year of teaching.

I just "camp" wait ...



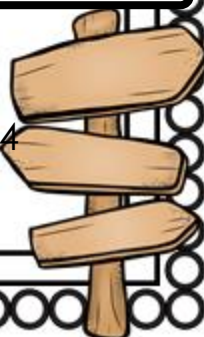
I just "camp" wait to explore the elements of music through playing instruments, composing, dancing, and singing!



Contact Me:  
Email me at



Insert your email  
[SBrazier@cvs.k12.mi.us](mailto:SBrazier@cvs.k12.mi.us)

or leave a  
message:  
586-723-4804





## Meet Mrs. Webster Your Child's Art Teacher!

### A Bit About Me

I grew up in Sterling Heights, and I enjoy running and fitness. I also love spending time with my family, and making my own art.



### My Education & Experience

I have a degree in Fine Art and Art History from Albion College. I also have an MA. Ed in both Early Childhood Education and Educational Leadership. I have been teaching art since 2008.

I just "camp" wait ...



Contact Me:  
Email me at



I love to show my students  
how artists help to create  
many of the things that we  
see and use every day!

Insert your email  
[awebster@cvs.k12.  
mi.us](mailto:awebster@cvs.k12.mi.us)

or leave a  
message:  
586-723-5483





# Leaders at Home

At the start of the school year, we learn about the importance of Habit 1: Being Proactive. This habit helps us to understand that leadership starts with each of us and we are in control of ourselves. Your family can practice and reinforce this habit at home.

## Habit 1: Be Proactive

I'm in charge of me! I am a responsible person. I take initiative. I choose my actions, attitudes, moods and the consequences of my choices. I do not blame others for my wrong actions. I choose to do the right thing without being asked, even when no one is looking.

I am the captain of my life. I can choose my attitude. I am responsible for my own happiness or unhappiness. I am in the driver's seat of my destiny, not just a passenger. I am in charge of me!

## Reading List

These books are excellent for reinforcing proactive behavior and will be an awesome way to talk about the habit!

> Jeremy Thatcher, Dragon Hatcher by Bruce Coville

> On My Honor by Marion Bauer

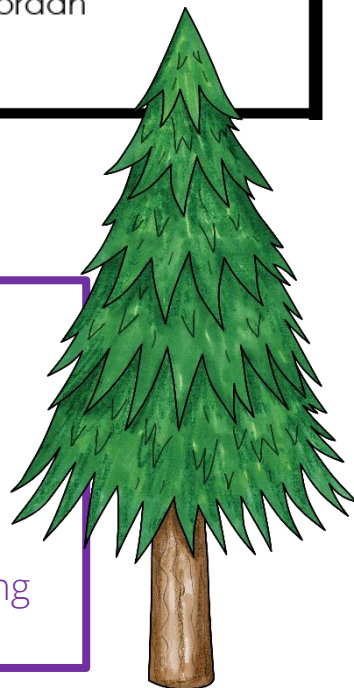
> Someone Was Watching by David Patneaude

> Salt in His Shoes: Michael Jordan in Pursuit of a Dream by Deloris Jordan

## Using this Habit at Home!

I can ...

- Pick out my clothing at night before school the next morning.
- Pack my school bag with all my materials the night before school.
- Help around the house without being asked.



Whooo's in your camp? The people in our life and family help us grow and learn. Think of all the people in your "camp". Every "camp" is unique and special. Draw pictures of the people (and pets) in your camp. Be sure to write your family name in the sign below. Turn your Family Camp Activity in by Oct. 12<sup>th</sup>




From tiny seeds  
grow mighty  
trees.

## **CELEBRATE YOUR BIRTHDAY BY JOINING THE 19-20 CHEROKEE BIRTHDAY BOOK CLUB**

Dear Cherokee Families,

Your PTO and Mrs. Jaster, our Media Clerk, invite you to join the Cherokee Elementary School PTO Birthday Book Club again this year!




Celebrate your child's birthday in a very memorable way to leave their mark year after year while helping Cherokee's library grow!

- Complete the form below return it with \$12 to your child's classroom teacher.
- On their birthday, children will come to the library to select a new book from the Cherokee Birthday Book Bookshelf. Your child's name, picture and birthdate are inscribed on a label and placed on the book's front cover.
- The book is presented to your child to check out for two weeks.
- The books is added to the library circulation for other students to enjoy.

### **What You Need to Know:**

- All students are invited to participate including children with summer birthdays. Summer birthday students have the chance to choose a book in the spring.
- Your \$12 donation helps to defray the cost of the book.
- Checks should be made payable to **Cherokee PTO**. No cash can be accepted.
- The program runs every 2 weeks. **Families are encouraged to complete and return this form as soon as possible even if their child's birthday isn't until later in the school year.**

If you have any questions regarding this program,  
please contact the PTO office at 586-723-4818 or [35pto@cvs.k12.mi.us](mailto:35pto@cvs.k12.mi.us)



### **~ CHEROKEE BIRTHDAY BOOK CLUB ~**

Yes, we want our child to be part of the PTO Birthday Book Club!

We have enclosed a \$12 check make payable to Cherokee PTO for each child to participate:

Student's Name: \_\_\_\_\_ Birth Date: \_\_\_\_\_ Teacher: \_\_\_\_\_

Student's Name: \_\_\_\_\_ Birth Date: \_\_\_\_\_ Teacher: \_\_\_\_\_

Student's Name: \_\_\_\_\_ Birth Date: \_\_\_\_\_ Teacher: \_\_\_\_\_

(Feel free to add additional students to the back of this page.)

Parent Signature: \_\_\_\_\_



# Celebrating Success

Students who completed Cherokee's Summer Learning Challenge and worked on their Mind & Body are reminded to turn in their summer calendars to their classroom teachers!

We are PROUD of all your hard work this summer!



Congratulations to our Cherokee Students for completing the CMPL Summer Reading Program.

Rowan Anderson  
Ella Awwad  
Gabriella Barlett  
Dominic Bonventre  
Emily Bowling  
Michael Broadbridge  
Fiona Bulmer  
Jessica Bury  
Audra Bury  
Abby Cabe  
Brendan Cabe  
Emma Cabe  
Melissa Candic  
Logan Carter  
Dom Carter  
Mia Carter  
Lucas Cavanaugh  
Jessykah Cavanaugh  
Isaac Cavanaugh  
Laila Caverly  
Benjamin Chambers  
Leah Chambers

Colin Cherry  
Anthony Cirenese  
Emma Dismuke  
Caitlyn Dismuke  
David Dismuke  
Liam Drost  
Isaac Drost  
Riley Emerson  
Jaden Ervin  
Nathan Fornatoro  
Cameron Francis  
Kyle Gabbeart  
Natalie Gabbeart  
Madilyn Gordon  
Dean Handley  
Landon Harms  
Nicole Harms  
Savannah Hollis  
Julianna Houck  
Alexandra Houck  
Natalie Kincher  
Piper Kincher

Samantha Kopchick  
Henry Kozinski  
Sydney Livi  
Cate Mahaffey  
Evan Malerich  
Arianna Malerich  
Briella Malerich  
Sydney Maruri  
Rylie Miller  
Tavon Morgan  
Tamaya Morgan  
Kylie Mucha  
Nathan Mucha  
Ajla Mujkic  
Jayla Mujkic  
Madeline Murphy  
Alexandra Neeman  
Nick Newsome  
Braylee Nouhan  
Madison Nouhan  
Sammie Nowicki  
Megan Petroske

# PAW'S Pointers, Policies & Procedures



Cherokee Elementary School • (586) 723-4800  
42900 Rivergate Drive, Clinton Township, MI 48038  
<http://www.chippewavalleyschools.org/schools/elementary-schools/cherokee/>

## Late Arrival & Early Dismissal

- For safety reasons, parents must walk children into the office and sign students in and out when arriving late or leaving early
- Students are released ONLY to people listed on the Emergency Card with photo identification
- Changes to a student's dismissal or messages for students must be called in by 2:45 pm in order to allow enough time to contact students
- Late arrivals and early dismissals are reflected as "tardy" on report cards

## Visitors Welcome

- Please check-in to obtain a visitor's pass at the front office and check-out with the office at the conclusion of your visit
- All classroom volunteers must have a background check on file. Forms are available online and from our front office.
- Forms must be on file at least 2 weeks prior to volunteering for any event.

## Dress for the Weather

- Dress appropriately for the season/weather
- On most days, students will go out for recess.
- Students remain indoors if it's raining or the temperature (or wind chill) falls below 20°.
- Please label boots, coats, hats, gloves & scarves.

## SCHOOL DAY TIMES

- Morning Song 8:27
- Full Day 8:33-3:18
- Half Day 8:33-11:27
- Partial Day 8:33-11:12
- Breakfast 8:15

Only students attending childcare, working as a Service Leader or purchasing breakfast should arrive before 8:27.

## Info on the Go ~

## What our families need to know

### SCHOOL CLOSURES

CVS central office usually makes decisions regarding school closures by 6am.

Families receive automated phone notification through SchoolMessenger.

Radio: 950AM

TV: Local News or CVS-TV

### CHECKS

Make Checks Payable to:

Field Trips: Cherokee Elementary

Lunches: Chippewa Valley Food Service

Childcare: Chippewa Valley Schools

PTO Events: Cherokee PTO

\$20 assessed for NSF

(non sufficient funds)

## STAYING IN CONTACT

### ABSENCE LINE

586-723-4899 by 9am

- Call the 24-hour line - not the classroom teacher
- State student's name, teacher, date and reason for absence

### CHILDCARE

586-723-4860

- Childcare is available from 6:30am – 6:00pm on school days
- Childcare is closed during breaks and on snow days

### CHEROKEE STAFF

- Phone: before and after school
- Dial 586-723+ extension
- Email: first initial +last name @cvs.k12.mi.us

We choose to Inspire, Believe, Achieve and Lead  
empowering learners for a lifetime of success.  
Cherokee ... a GREAT place to be!

# CHILDREN'S HEALTH

Health Aide  
586-723-4807



## CHEROKEE MEDICATION POLICY

### PRESCRIPTION MEDICATION

- CVS provides a form and requires written instructions from a physician before any PRESCRIPTION MEDICATION can be dispensed.

### NON-PRESCRIPTION MEDICATION

- Over-the-counter medication can be dispensed at school when a form is signed by a parent. This includes cough drops.



### MEDICATION FORMS CAN BE FOUND ONLINE

[www.chippewavalleyschools.org](http://www.chippewavalleyschools.org)  
under the "Parents" tab.

### SICK POLICY

- Children should be FEVER FREE for 24 hours before returning to school
- If a student vomits at school, our clinic will contact the family to request the child go home for 24 hours.

### IMMUNIZATIONS

- The State of Michigan requires all students to be properly immunized.
- Failure to provide proof of proper immunization may result in exclusion from school
- Feel free to contact our clerk with questions

### MEDICATION

- All medication MUST be in its original container/ package and labeled with your child's name .

THE INFORMATION BELOW IS NOT INTENDED AS MEDICAL ADVICE.

IT IS DESIGNED TO PROVIDE GUIDELINES UNTIL A DOCTOR CAN BE CONTACTED

#### FEVER:

A fever is a warning that all is not right with the body. The best way to check for a fever is with a thermometer, which every home should have. No child with a fever of 100 degrees or above should be sent to school. Do not allow a child to return to school until he/she has been fever free for 24 hours. Notify your physician of significant elevations and/or persistent fevers.

#### COLD, SORE THROAT or

COUGH: The common cold presents the most frequent problems to parents. A child that just feels miserable has nasal congestion or discharge, or hacking cough belongs home in bed, even though he has no fever. If your child complains of a sore throat and has no other symptoms, he may go to school, unless their throat is severely sore, has swelling, has white or yellow spots seen in the back of the throat, or has a fever present. Please keep him/her home and call your doctor.

#### STOMACH ACHE-

VOMITING - DIARRHEA: Consult your doctor if your child has a stomachache which is persistent or severe enough to limit his activity. If vomiting occurs, keep your child home until he can keep his food down. Students who vomit in school may return after 24 hours. A child with diarrhea should be kept at home. Call your doctor if prompt improvement does not occur.

#### RASH:

A rash may be the first sign of one of the many childhood's illnesses. A rash may cover the entire body or may appear in only one area. Do not send a child with a rash to school until your doctor has said that it is safe to do so.



## REMEMBER TO CONTACT OUR HEALTH AIDE IF YOUR CHILD REQUIRES AN ALLERGY ACTION PLAN

**HEADACHE:** A child, whose only complaint is a headache, usually need not be kept home. Check for other symptoms accompanying your child's headache. Notify your child's doctor promptly if unexplained fever, violent vomiting, stiff neck, confusion, disorientation, or excess drowsiness accompanies a headache. It is important to note that a lot of mid-morning headaches occur as a result of inadequate breakfasts. Children of this age need breakfast in the morning.

**HEAD LICE:** It is recommended that you check your child's hair periodically throughout the year for head lice. Head lice are shared easily among children of this age. The nits, (eggs of a louse), are gray or silvery in color, and unlike dandruff, they won't flake off the hair shaft. The louse is gray to brown in color and vary in size. They are mobile, but they do not fly! If you feel your child may have head lice, keep them home and have someone identify if your child has lice. If confirmed, notify the school and treat your child's head with a lice shampoo. Wash and clean all clothing and personal belongings, and check for nits in your child's hair. Your child may return to school when all lice and nits are gone.

**PINK EYE:** Do not send your child to school if you notice yellow or greenish drainage, causing crusting of the eyelids on awakening. Sometimes the white of the eye and eyelids will become swollen and red. If the diagnosis of pink eye is confirmed, your child will be required to remain at home for 24 hours after treatment has been initiated.

**CHICKEN POX:** All children entering school should have had the vaccine or the reliable history of the disease. But if your child should get chicken pox, they need to be excluded for school at least 7 days from the onset of rash. The pocks must be dry before returning to school. Notify the school of your child's episode.

If your child has been diagnosed with a communicable illness, please contact the school office to report such things as chicken pox, impetigo, scabies, hepatitis, head lice, and ringworm.

The Macomb County Health Department requires this information

## TRANSPORTATION POLICY

### TRANSPORTATION REQUESTS

- ALL requests for alternate bus stops, exceptions or special arrangements must be renewed each year with Pupil Transportation.
- Submit a *Pupil Transportation and Alternate Bus Stop Request* form if transport to/from a location other than your child's assigned bus stop is needed.

### TRANSPORTATION FORMS

- Transportation forms can be found by visiting:

<http://www.chippewavalleyschools.org/our-district/departments/transportation/requestforms>



Chippewa Valley  
Transportation  
586-723-2160



## PERSONAL ITEMS

Cell Phone:

- Phones must be turned off and out-of-view during school hours

Electronic Devices, Toys & Collectibles

- Students should refrain from bringing personal items to school to avoid damage and loss

*Cherokee Elementary can not be responsible for lost or damaged personal items.*

## BIRTHDAY CELEBRATIONS

- Treats: Due to allergies, treats must be store bought, individually wrapped and labeled with an ingredient list. Non-food treats such as stickers, pencils & trinkets are highly encouraged
- Individual Party Invites: Distribution of invitations for events outside of the school setting are not permitted.

Be sure to check out our PTO Birthday Book Club

## PETS ON THE PROPERTY

- For the safety of all our community members and due to allergies and students' fears, dogs must be kept on a short leash away from the building.
- Dogs must remain away from all building entrances and exit walkways.
- Personal pets are not allowed inside the school at any time.



NO NUT PRODUCTS will be allowed in our "ALLERGY AWARE" CLASSROOMS

## DRESS CODE

- Student's dress and grooming are the responsibility of the student and his/her parent.
- Students are encouraged to come dressed in a manner that is conducive to learning and play.
- Please refer to the following guidelines:
  - Clothing and grooming should not be a distraction or disruption to the educational process
  - "Saggy"/extremely baggy pants are not acceptable
  - Tops must cover the midriff of the body and the shoulders
  - Shirts with sayings and pictures should support and be appropriate for elementary-aged children
  - Shorts, skirts and skorts should reach the mid-thigh and be no shorter than finger-tip length
  - Shoes should support play; therefore, flip-flops, "heelies" and high-heals should be avoided
  - Hats, sunglasses and bandana should only be worn on specified Cherokee Celebration Days

## FOOD SERVICE REMINDERS

Lunches are pre-ordered the day before (ie. order Mon for Tues)

Pizza Day is on **MONDAY**

Add money to your student's online account:  
[www.sendmoneyto.school.com](http://www.sendmoneyto.school.com)

Cookies \$0.40 on Mon. Wed & Fri during lunch

# CHEROKEE ELEMENTARY PTO



**WEDNESDAY, 9-18**

**6 PM - 8 PM**

**\$7 ADMISSION**

**\$2 SKATE/BLADE RENTAL**

**FOOD & DRINK AVAILABLE**

**FOR PURCHASE**



50625 Van Dyke Avenue ~ Shelby Twp., MI 48317 ~ [www.thenewrink.com](http://www.thenewrink.com)





*eleventh annual*

# BE AWARE 5K

walk / run for youth suicide awareness & prevention

## Saturday, October 12th, 2019

**Check-In starts at 9am • Run / Walk begins promptly at 10am**

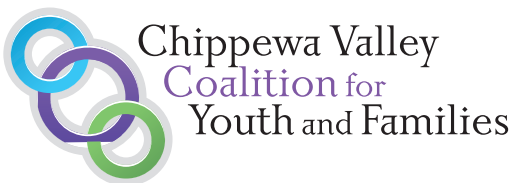
**\$25 registration fee** (includes t-shirt, timed by Hanson's)

**Dakota High School (ninth grade center) • 21055 21 Mile Road • Macomb**



**An event that unites the community in preventing youth suicide and spreads the message that there is help and hope!**

**Suicide is currently the 2nd leading cause of death for youth ages 10 to 24.** Please join us on this 5k walk / run (or 1 mile walk) to help raise funds and awareness for youth suicide prevention. Proceeds raised through this event support awareness and prevention programs offered locally through KnowResolve and the Chippewa Valley Coalition for Youth and Families.



**Visit [www.BeAware5k.com](http://www.BeAware5k.com) for more info and registration**

KnowResolve is a Macomb County based 501(c)(3) non-profit organization and donations are tax deductible. For more information, please visit us at: [www.KnowResolve.org](http://www.KnowResolve.org). The Chippewa Valley Coalition for Youth and Families joins school and community in promoting safe, healthy, and drug-free youth and supports families. For more information, please call 586-723-2360 or visit [www.cvcoalition.org](http://www.cvcoalition.org).



---

40900 Romeo Plank Rd. ▪ Clinton Township, Michigan 48038  
(586) 226-5030 ▪ (586) 226-5038 - fax  
www.cmpl.org ▪ info@cmpl.org

---

Hello,

Clinton-Macomb Public Library will be visiting Cherokee Elementary School on Friday, September 20, 2019. **If your child already has a Clinton-Macomb Public Library Card, you do not need to do anything. Nothing will change. Please disregard the rest of this letter.**

In September 2015, the Clinton-Macomb Public Library and the Chippewa Valley School District created a partnership so that every child enrolled in CVS can have access to our library. Currently, any student who does not have a Clinton-Macomb Public Library card can access the online services that CMPL offers via their School ID Number.

**To upgrade your child to a full-access regular library card please fill out and sign the bottom of this letter and return it with a copy of a parents' driver's license to your child's teacher.** A Librarian will then create a library card for your student and give it to the office to be distributed after our visit.

Doing this will give your child access to books, movies, video games, and all of the other exciting materials available at CMPL! Please return this form by Friday, September 27, 2019.

We look forward to visiting Cherokee and letting the students know about the many benefits of using the Clinton-Macomb Public Library!

Sincerely,

Amy Young & Brittany Wesner  
School Outreach Librarians  
Clinton-Macomb Public Library

-----  
I give permission for my child's Student ID Number to be upgraded for use as a full access library card at the Clinton-Macomb Public Library.

Student Name: \_\_\_\_\_

Parent's Signature: \_\_\_\_\_

**Please remember to include a copy of a parent driver's license with this form.**



# 3RD GRADE READING LAW


## A Parent Guide to Public Act 306

### 1 What Is The Law All About?

- ▶ In an effort to boost reading achievement, Michigan lawmakers passed Public Act 306 in October 2016.
- ▶ To help more students be proficient by the end of 3rd grade, the law requires extra support for K-3 students who are not reading at grade level.
- ▶ The law also states that a child may be retained in 3rd grade if they are one or more grade levels behind in reading at the end of 3rd grade.

### 2 What Do I Need to Know As A Parent?

- ▶ Your child's reading progress will be closely monitored beginning in kindergarten.
- ▶ If your child is not reading where expected, a plan to improve reading will be created. This means your child's teacher and school will work with your child to find where your child needs support in his/her reading development and create a plan to support him or her. This plan includes:



- ▶ Extra instruction or support in areas of need.
- ▶ Ongoing checks on reading progress.
- ▶ A read-at-home plan that encourages you and your child to read and write outside of the school day.
- ▶ Your child may be encouraged to participate in summer reading programs.

- ▶ The extra supports in your child's reading improvement plan will occur in small groups during the school day. Your child will not miss regular reading instruction.
- ▶ Starting in the 2019-2020 school year, in order to be promoted from 3rd to 4th grade, your child must score less than one year behind on the state reading assessment, or demonstrate a 3rd grade reading level through an alternate test or portfolio of student work.
- ▶ If you are notified your child may be retained, you have the right to meet with school officials and to request, within 30 days, an exemption if in the best interest of your child. The district superintendent will make the final decision.

### 3 What Can I Do To Support My Child?

**Read at home with your child daily with books they enjoy—even in the summer. Some ways to do this:**



- ▶ Read out loud to your child.
- ▶ Listen to your child read.
- ▶ Echo read (You read a line, then they repeat).
- ▶ Read together at the same time.
- ▶ Reread or retell favorite stories.
- ▶ Talk to your child about the reading.

#### As you read:

- ▶ Ask your child to share what they remember.
- ▶ Ask questions about the reading.
- ▶ Talk about your favorite parts, what you've learned, or who is in the book and what they do.
- ▶ Talk about the pictures in the book how they connect to the words on the page.
- ▶ Help connect the stories to your child's life or other books you've read.

#### Additional Tips:

- ▶ Talk to and with your kids a lot — knowing more words helps kids to better understand the words they read.
- ▶ Encourage writing — Let children write the sounds they hear; spelling is developmental and a work in progress.
- ▶ Be involved in your child's education and support the reading plan if your child has one.



# Low Cost Internet



Comcast is offering discounted internet services for families with at least one child receiving free school meals. Participants in the Internet Essentials Program will enjoy no price increases, activation or equipment rental fees. In addition to the internet services, families can purchase a low-cost computer from Comcast and receive free internet training—online, in print, and in classroom. For more information, call 1-855-846-8376 or visit <http://www.internetessentials.com>

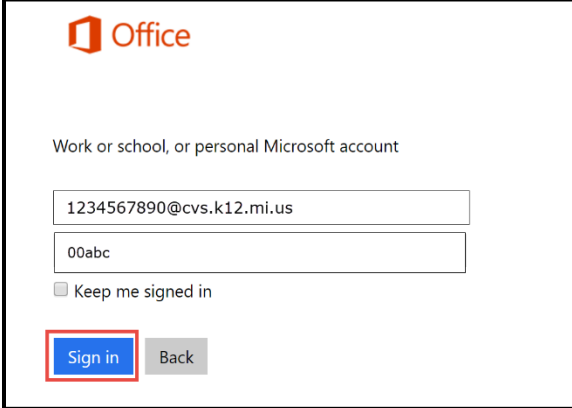


## Journeys Login for Students

### Chippewa Valley Schools


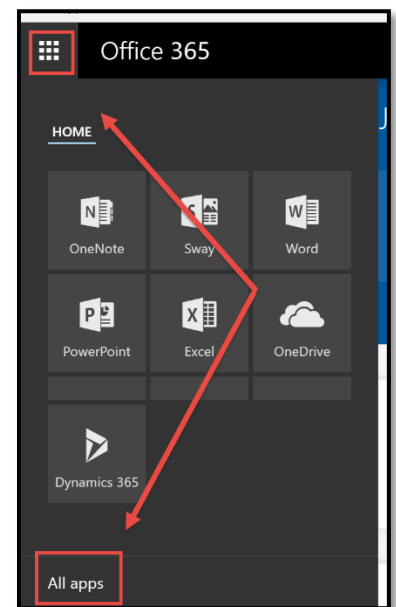
Journeys is an online ELA curriculum that will be used by all elementary students. Follow the directions below to access Journeys at home.

1. Journeys access begins in the student's Office 365 account. Log in at [office.com](https://office.com), or access the link from the [www.chippewavalleyschools.org](https://www.chippewavalleyschools.org) page under For Parents.
2. Student usernames are their student number followed by @cvs.k12.mi.us (ex [1234567890@cvs.k12.mi.us](mailto:1234567890@cvs.k12.mi.us)).  
NOTE: although the student login is in an email address format, elementary students do not have email access in Office 365)
3. Student passwords will be provided by the classroom teacher, students in grades 2-5 will most likely be familiar with their username and password already.



4. Once logged in, click the App Launcher (or Waffle) at the top left, then choose "All apps."

5. Click the Journeys tile and your student will be directed to their Journeys curriculum and automatically signed in.





# Dear Kindergarten Families,

## WELCOME TO SCHOOL!

This year we are using Journeys, a comprehensive, K–5 evidence-based, English Language Arts program. In kindergarten, students will learn the alphabet and the basic features of letters and words. They will break down spoken and written words into syllables and letters and identify the sounds each letter makes.



These important skills will enable your child to learn new words and to read and understand simple books and stories. Students will also learn to write and share information in a variety of ways, including drawing, writing letters and words, listening to others, and speaking aloud. Kindergarten students will:

- Name upper- and lower-case letters, match those letters with their sounds, and print them
- Compare the adventures and experiences of characters in familiar stories, such as fairy tales and folktales
- Retell familiar stories and talk about stories read to them using details from the text
- Use a combination of drawing, dictating, and writing to describe an event, including his or her reaction to what happened
- State an opinion or preference about a topic or book in writing (e.g., "My favorite book is . . .")
- Take part in classroom conversations and follow rules for discussions (e.g., learning to listen to others and taking turns when speaking)
- Speak clearly to express thoughts, feelings, and ideas, including descriptions of familiar people, places, things, and events
- Ask and answer questions about key details in stories or other information read aloud
- Understand and using question words (e.g., who, what, where, when, why, how) in discussions
- Learn to recognize, spell, and properly use those little grammatical words that hold the language together (e.g., a, the, to, of, from, I, is, are)

There are many ways you can help your child at home. Invite your child to talk about what he/she is learning each day in class. Read to your child each night.

Your child can access Journeys at home using his/her personal login & password. Students can read/listen to the week's anchor text, paired text, and leveled readers.



Dear First Grade Families,

## WELCOME BACK TO SCHOOL!

This year we are using Journeys, a comprehensive, K–5 evidence-based, English Language Arts program. In first grade, your child will build important reading, writing, speaking, and listening skills. Students will continue to learn the letters and sounds that make up words. They will think, talk, and write about what they read in stories, articles, and other sources of information. In their writing, students will work on putting together clear sentences on a range of topics using a growing vocabulary. First grade students will:



- Use phonics (matching letters and sounds) and word analysis skills to figure out unfamiliar words when reading and writing
- Get facts and information from different writings
- Write about a topic, supply some facts, and provide some sense of opening and closing
- Take part in conversations about topics and texts being studied by responding to the comments of others and asking questions
- Identify the correct meaning for a word with multiple meanings, based on the sentence or paragraph in which the word is used (e.g., deciding whether the word bat means a flying mammal or a club used in baseball)
- Learn to think about finer distinctions in the meanings of near-synonyms (e.g., marching, prancing, strutting, strolling, walking)

There are many ways you can help your child at home. Invite your child to talk about what he/she is learning each day in class. Read to your child and encourage them to read each night.

Your child can access Journeys at home using his/her personal login & password. Students can read/listen to the week's anchor text, paired text, and leveled readers.

**Remember, it is important to instill a love of reading in every child.**

**Please read to or with your child daily.**

# Dear Second Grade Families,

## WELCOME BACK TO SCHOOL!

This year we are using Journeys, a comprehensive, K–5 evidence-based, English Language Arts program. In grade two, students will continue to build important reading, writing, speaking, and listening skills. They will think, talk, and write about what they read in a variety of texts, such as stories, books, articles, and other sources of information including the Internet. In their writing, students will learn how to develop a topic and strengthen their skills by editing and revising. Second grade students will:



- Pay close attention to details, including illustrations and graphics, in stories and books to answer who, what, where, when, why, and how questions
- Determine the lesson or moral of stories, fables, and folktales
- Use text features (e.g., captions, bold print, indexes) to locate key facts or information efficiently
- Write an opinion about a book he or she has read, using important details from the materials to support that opinion
- Write stories that include a short sequence of events and include a clear beginning, middle, and end
- Take part in conversations by linking his or her comments to the remarks of others and asking and answering questions to gather additional information or deepen understanding of the topic
- Retell key information or ideas from media or books read aloud

There are many ways you can help your child at home. Invite your child to talk about what he/she is learning each day in class. Encourage your child to read each night exploring different genres.

Your child can access Journeys at home using his/her personal login & password. Students can read/listen to the week's anchor text, paired text, and leveled readers.


**Remember, it is important to instill a love of reading in every child.**

**Please encourage your child to read daily.**

Dear Third Grade Families,

## Welcome back to school!

This year we are using Journeys, a comprehensive, K–5 evidence-based, English Language Arts program. In grade three, students will build important reading, writing, speaking, and listening skills. They will think, talk, and write about what they read in a variety of articles, books, and other texts. In their writing, students will pay more attention to organizing information, developing ideas, and supporting these ideas with facts, details, and reasons. Third grade students will:



- Read closely to find main ideas and supporting details in a story
- Describe the logical connection between particular sentences and paragraphs in stories (e.g., first, second, third; cause and effect)
- Compare the most important points and key details presented in two books on the same topic
- Write opinions or explanations that group related information and develop topics with facts and details
- Write stories that establish a situation and include details and clear sequences of events that describe the actions, thoughts, and feelings of characters
- Ask and answer questions about information he or she hears from a speaker or while participating in classroom discussions, offering appropriate elaboration and detail that build on what others have said
- Distinguish the literal and nonliteral meanings of words, such as something's fishy and cold shoulder

There are many ways you can help your child at home. Invite your child to talk about what he/she is learning each day in class. Encourage your child to read each night exploring different genres.

Your child can access Journeys at home using his/her personal login & password. Students can read/listen to the week's anchor text, paired text, and leveled readers.

**Remember, it is important to instill a love of reading in every child.**


**Please encourage your child to read daily.**



Dear Fourth Grade Families,

## Welcome back to school!

This year we are using Journeys, a comprehensive, K–5 evidence-based, English Language Arts program. In grade four, students will continue to build important reading, writing, speaking, and listening skills. They will read more challenging literature, articles, and other sources of information and continue to grow their vocabulary. They will also be expected to clearly explain in detail what they have read by referring to details or information from the text. In writing, students will organize their ideas and develop topics with reasons, facts, details, and other information. Fourth grade students will:



- Describe the basic elements of stories — such as characters, events, and settings — by drawing on specific details in the text
- Pay close attention to key features of informational books and articles: these include understanding the main and supporting ideas; being able to compare and contrast information; and explaining how the author uses facts, details, and evidence to support particular points
- Compare ideas, characters, events, and settings in stories and myths from different cultures
- Write summaries or opinions about topics supported with a set of well-organized facts, details, and examples
- Paraphrase and respond to information presented in discussions, such as comparing and contrasting ideas and analyzing evidence that speakers use to support particular points
- Write complete sentences with correct capitalization and spelling

There are many ways you can help your child at home. Invite your child to talk about what he/she is learning each day in class. Encourage your child to read each night exploring different genres.

Your child can access Journeys at home using his/her personal login & password. Students can read/listen to the week's anchor text, paired text, and leveled readers.


**Remember, it is important to instill a love of reading in every child.**

**Please encourage your child to read daily.**

Dear Fifth Grade Families,

## Welcome back to school!

This year we are using Journeys, a comprehensive, K-5 evidence-based, English Language Arts program. In grade five, students will continue to build important reading, writing, speaking, and listening skills. They will read more challenging literature, articles, and other sources of information and continue to grow their vocabulary. Students will also be expected to understand and clearly summarize what they have learned from readings and classroom discussions, referring to specific evidence and details from the text. Students will write regularly and continue to develop their ability to gather, organize, interpret, and present information. Fifth grade students will:



- Summarize the key details of stories, dramas, poems, and nonfiction materials, including their themes or main ideas
- Identify and judge evidence that supports particular ideas in an author's argument to change a reader's point of view
- Integrate information from several print and digital sources to answer questions and solve problems
- Write opinions that offer reasoned arguments and provide facts and examples that are logically grouped to support the writer's point of view
- Write stories, real or imaginary, that unfold naturally and develop the plot with dialogue, description, and effective pacing of the action
- Come to classroom discussions prepared, then engage fully and thoughtfully with others
- Report on a topic or present an opinion with his or her own words, a logical sequence of ideas and sufficient facts and details

There are many ways you can help your child at home. Invite your child to talk about what he/she is learning each day in class. Encourage your child to read each night exploring different genres.

Your child can access Journeys at home using his/her personal login and password. Students can read/listen to the week's anchor text, paired text, and leveled readers.

**Remember, it is important to instill a love of reading in every child.  
Please encourage your child to read daily.**

Microsoft

We're helping to relieve some of the stress of schoolwork.

We're giving our students a complete version of the latest Microsoft Office for free.

Your child will have everything he or she needs to create, edit, and share documents for as long as they are a student here. Help your child install Office at [Office.com/GetOffice365](https://Office.com/GetOffice365)

### What is Office 365 for students?

With Office 365 students receive online file storage, web versions of office programs and a district provided email to make working outside of the classroom easy. Students also get Office ProPlus – Office Pro Plus allows students to download Office programs on up to 5 home computers (Windows or Macintosh), plus they can install the Office apps on up to five tablets (iPad, Android, WinRT) and on up to five phones!

### How do I get free Office 365 ProPlus?

Activate your Office ProPlus following the directions below.

1. Go to [Office.com/GetOffice365](https://Office.com/GetOffice365)
2. Click the "Find out if you're eligible" link
3. Put in your school provided email address
4. Follow the link that was sent to your email to complete the registration
5. Install Office and sign-in with your newly created Office 365 ID



### What is my Chippewa Valley Schools email address?

For most students your email is:

[lastname.firstname@cvs.k12.mi.us](mailto:lastname.firstname@cvs.k12.mi.us) or [10digitID@cvs.k12.mi.us](mailto:10digitID@cvs.k12.mi.us)

If you find this formula does not work for you, check with a classroom teacher who can verify your exact email in our district address book

**Note:** Elementary students will not have an email, but using the formula above they can log into Office 365 to take advantage of OneDrive and the Office ProPlus program at home.



# Frequently Asked Questions – For Students

## **What does Office 365 ProPlus include?**

Office 365 ProPlus comes with a full version of Office and familiar Office applications like Word, Excel, PowerPoint, Outlook, OneNote and more. Office 365 ProPlus is a user-based service and allows each student to install on up to five PCs or Macs, and five tablets (iPad or Android) and access Office mobile applications on iPhone and Android phones. (Office Mobile applications are included with all Windows phones). More information [here](#).

## **Do I get anything else besides Office 365 ProPlus when I use the self-service process?**

In addition to having access to the Office ProPlus client which has application like Word, Excel, PowerPoint and OneNote, which work across your PCs and Macs, you can active the clients on your iPad, iPhone, Android tablet and Android Phone, giving you access to edit and review your homework on the go. You also get 1 TB of storage through OneDrive for Business to ensure you access to all of your documents whenever you need them. If you using a computer that doesn't have Office installed, don't worry you can edit or review those assignments in Office Online in any browser.

## **What devices can I use Office 365 ProPlus on?**

Office supports PCs and Windows tablets running Windows 7 or higher, and Macs with Mac OS X 10.6 or higher. Office for iPad can be installed on iPads running version 7.0 or higher. For information about mobile devices, visit [www.office.com/mobile](http://www.office.com/mobile).

## **What happens when I graduate?**

When you graduate, your Office 365 subscription through your institution ends upon graduation. You may enroll into other consumer or commercial offers available. If you have Office 365 Education at your school, you should make sure to transfer all your files from your school OneDrive to your personal OneDrive prior to graduation.

## **Can students install Office for iPad through this Office 365 ProPlus benefit?**

Yes, this would count towards the limit of installing it on 5 tablets. Just install the applications and sign in with your school ID.

## **If I recently purchased Office and am now also be eligible for free Office 365 ProPlus though my school, will I receive any credit and/or compensation?**

No. The Office purchased is a consumer offering and students can continue to take advantage of the purchased offer.

## **I need help installing, where do I go?**

If you are having issues installing Office, visit [Install Office on your PC or Mac with Office 365 for business \(http://aka.ms/Y0o21h\)](http://aka.ms/Y0o21h) for installation instructions.



**Chippewa Valley Schools**  
**Pupil Transportation Department**  
19120 Cass Ave.  
Clinton Twp., MI 48038  
(586) 723-2160 - FAX (586) 723-2161  
E-mail: CVSTrans@cvs.k12.mi.us



In addition to finding your child's Bus Stop Information on the ParentPortal, you can now access information on eLink, which is tied directly to our VersaTrans Routing and Planning software.

In order to access the information you will use your child's Student ID # as both the User Name and the Password. The Student ID # is on your child's schedule and their ID badge as well.

Log in using the following link - <https://vtweb.tylertech.com/Chippewa/elinkrp/Login.aspx>

**Tyler's Versatrans e-Link**



**User Name**

**Password**

**Login**

Your child's Student ID is both the User Name and Password

[Home](#) [Students](#) [Options](#) [Help](#)

Versatrans e-Link Online Information System

**Please know that the Bus Stop times are estimates and students should expect to arrive at least 5 minutes prior.**

[Work with Students](#)  
Find students, view and edit student information, add and delete students.

[Set Options](#)  
Set user specific options and preferences.

Choose 'Work with Students'

[Home](#) [Students](#) [Options](#) [Help](#)

Students - Home

Students and School/Transportation Search

**To view students associated with your User ID...**  
Select [View My Students](#) retrieve students associated with your User ID.

## My Students

Search returned 1 of 1 total records found...



Student Name	School	Grade
<a href="#">Student, Aplus</a>	CVHS	12

Page: 1 of 1 |

Select your child's name

## View Student: Aplus Student

[Email Student Record](#) |  [Go](#) | [Return to Student List](#) | [View Previous](#)

Viewing Record 1 of 1

### Student Information

First Name:	<b>Aplus</b>	Last Name:	<b>Student</b>
Student ID:	<b>1234567890</b>	Middle Name:	
Grade:	<b>12</b>	Last Name Suffix:	
School:	<b>CVHS</b>	Legal Name:	
Eligibility:	<b>B</b>	Birth Date:	<b>1/1/2010</b>
		Home Phone:	<b>586 555-5555</b>
		Gender:	<b>M</b>

[Hide Transportation Information](#)

### Transportation Information

#### Transportation Information

Request Information: Type: **IN** Status: **Ride** From: **18 Mile Rd@Mueller**

		Days: <b>All</b>			To: <b>CVHS</b>	6:54 AM
From	Time	Route	Days	To	Time	
18 Mile Rd@Mueller	6:44 AM	34	MTWHF	East Lot at Stadium sidewalk	6:54 AM	

Request Information: Type: **OUT** Status: **Ride** From: **CVHS**

		Days: <b>All</b>			To: <b>18 Mile Rd@Mueller</b>	2:23 PM
From	Time	Route	Days	To	Time	
East Lot at Stadium sidewalk	2:23 PM	34	MTWHF	18 Mile Rd@Mueller	2:32 PM	

[Show Basic Information](#)