



PAW'S PRESS

October 2019 • Cherokee Elementary School • (586) 723-4800

<http://www.chippewavalleyschools.org/schools/elementary-schools/cherokee/>



What to Know from Your PTO

~ Walk-a-thon Oct. 18th

Grade-level times & info can be found within this packet.

~ Trunk or Treat ~ Friday, Oct. 25th

Invitation within this packet with info on this Family Fun Event!

~ PTO Meeting ~

Nov. 20th
6:30-8:30pm

Looking to get involved?

Contact us at:
586-723-4818 or
35PTO@cvs.k12.mi.us

To Access PTO
Payschools Central:



DREAM BIG - AIM HIGH - LEAD ON!

Hello Cherokee Families~

It's been a wonderful first month of leading and learning as our students and staff get back into the swing of school!

Support for our biggest fundraiser of the school year – the Wildcat DAY OF AWESOME (taking place Friday, October 18th) has been incredible! We have surpassed our goal and with your help & support, we have profited over \$24,000! We appreciate all your efforts in supporting this event.

GET READY FOR THE



As we continue our Leader in Me Journey, we focus on setting and achieving meaningful goals in order to improve learning. To support student goal setting and engagement, Collaborative Conferences are scheduled for Oct 23-24th. Please be sure to sign-up online for a conference time (see inside packet).

This month provides us with even more opportunities to grow and work together. Our students and staff are focusing on Being Proactive and building a Growth Mindset. Please be sure to look through this month's packet for ways to support and incorporate these skills at home as well as other ways to get involved. October is a busy month at Cherokee – so be sure to check out this month's complete digital packet. Together, we make Cherokee a GREAT place to be!

~ Lynn Mair & Anthony Lewis

WHAT'S INSIDE THE DIGITAL PACKET:

Info to Know

- At Home Resources & Support
- Summer Learning Wonders!
- Class T-Shirt Purchase
- Habits @ Home

Upcoming Events

- Monthly Calendar
- Wildcat Pack
- Walk-a-Thon Schedule
- Book Fair
- Red Ribbon Week

Upcoming Events

- Collaborative Conferences
- Fall Picture Day – 10/11
- Red Ribbon Week Events
- Community Events

Chippewa Valley Schools Board of Education

Ronald Roberts, *Superintendent*

Frank Bednard ~ *President* Beth Pyden ~ *Vice President* George Sobah ~ *Secretary* Jill DeMuyneck Zech ~ *Treasurer*

Denise Aquino ~ Laura Cardamone ~ Andy Patzert ~ *Trustees*



WILDCAT WALK-A-THON IS STEPPING IT UP!

FRIDAY, OCTOBER 18TH!

NEW NINJA WARRIOR FORMAT!

FAMILIES - YOU ARE WELCOME TO JOIN US TO VIEW THE DAY OF AWESOMENESS!

K & 1ST GRADE ~ 1:35-2:35

2ND & 3RD GRADE ~ 12:20-1:20

4TH & 5TH GRADE ~ 11:00-12:00



Dream Big – Aim High – LEAD ON!

Cherokee Elementary ~ 2019-2020



Silent Dismissal - Patriot Day	9/11/19
Cub Scouts Info Meeting	9/13/19
Art to Remember begins	9/16/19
Scouting Meeting	9/17/19
PTO Step-It Up Kids KickOff Assembly	9/18/19
PTO Skate Night	9/18/19
K to Westview Orchards	9/27/19
K-1 Parent Education Night (PEN)	9/26/19
Leadership PJ/Movie Celebration Day	9/27/19
PTO Skate Night	10/9/19
LifeTouch Fall Pictures	10/11/19
Wildcat Pack #1 – Wear T-Shirt	10/11/19
PTO Walk-a-Thon – Step it Up Kids!	10/18/19
Fall Book Fair begins	10/21/19
Collaborative Conferences	10/23/19
Collaborative Conferences - Evening	10/24/19
1/2 Day @ 11:23	10/24/19
Leadership PJ/Movie Celebration Day	10/25/19
PTO Trunk or Treat	10/25/19
1/2 Day @ 11:23	10/25/19
Red Ribbon Spirit Week begins	10/28/19
Halloween Celebration	10/31/19
1/2 Day @ 11:23	10/31/19
No School	11/5/19
Wildcat Pack #2 – Wear T-Shirt	11/8/19
Silent Dismissal - Veterans' Day	11/11/19
UMvsMSU Canned Food Drive Week	11/11/19
K-5 to Little Mermaid @ CVS	11/12/19
Giving Tree begins	11/15/19
PTO Meeting @ 6:30 pm in the DEN	11/20/19
LifeTouch Fall Retake	11/22/19
Leadership PJ/Movie Celebration Day	11/22/19
Summer Learning Celebration	11/25/19
No School-Thanksgiving Break begins	11/27/19
Santa Shop Week	12/2/19
2nd Grade Concert – 2:30 & 6:30 pm	12/5/19
Holiday Celebration	12/13/19
Wildcat Pack #3	12/13/19
PTO Holiday Event	12/13/19
Leadership PJ/Movie Celebration Day	12/20/19
1/2 Day @ 11:23	12/20/19
Holiday Break begins	12/23/19

School Resumes	1/6/20
LifeTouch Team Pictures	1/10/20
PTO Meeting @ 8:45 pm in the DEN	1/15/20
Wildcat Pack #4 – Wear T-Shirt	1/17/20
No School - MLK Day	1/20/20
PTO Skate Night	1/22/20
Leadership PJ & Movie Celebration Day	1/31/20
PTO Mom & Son Event	2/2/20
"Sharpen the Saw" Spirit Week	2/10/20
Kid's Heart Challenge Week	2/10/20
Valentine's Day Celebration	2/14/20
Wildcat Pack #5 – Wear T-Shirt	2/14/20
1/2 Day @ 11:23	2/14/20
No School – Mid-Winter Break begins	2/17/20

The
LeaderinMe®

School Resumes	2/24/20
PTO Pastries with Parents	2/26/20
Leadership PJ/Movie Celebration Day	2/28/20
Reading Month begins	3/1/20
CMPL/ CVS Literacy Night @ 6:30	3/5/20
Wildcat Pack #6 – Wear T-Shirt	3/5/20
LifeTouch Spring Pictures	3/6/20
4th Grade Concert – 2:30 & 6:30	3/12/20
Spring Book Fair begins	3/16/20
Collaborative Conferences	3/18/20
Collaborative Conferences - Evening	3/19/20
1/2 Day @ 11:23	3/20/20
PTO Skate Night	3/25/20
Leadership PJ/Movie Celebration Day	3/27/20
PTO Book Bingo	3/27/20
Earth Month begins	4/1/20
Wildcat Pack #7 – Wear T-Shirt	4/3/20
1/2 Day @ 11:23	4/3/20
No School - Spring Break begins	4/6/20

School Resumes	4/13/20
Fitness Night (TNT)	4/15/20
Brainstormers Visits	4/17/20
Earth Week/Spirit Week	4/20/20
Earth Day	4/22/20
PTO Meeting @ 6:30 pm in the DEN	4/22/20
1/2 Day @ 11:23	4/23/20
Schoolwide Beautification	4/24/20
Leadership PJ/Movie Celebration Day	4/24/20
PTO Daddy Daughter Dance	4/24/20
Walking School Bus	5/1/20
Wildcat Pack #8 – Wear T-Shirt	5/1/20
1/2 Day @ 11:23	5/7/20
Wildcat Pack #9 – Wear T-Shirt	5/15/20
Kindergarten Kick-Off @ 6pm	5/19/20
PTO Meeting @ 8:45 in the DEN	5/20/20
Silent Dismissal - Memorial Day	5/22/20
PTO Spring Fling	5/22/20
No School	5/25/20
PTO Skate Night	5/27/20
Leadership PJ/Movie Celebration Day	5/29/20
Cutting Edge Gymnastics Visit begins	5/30/20
Celebrating Success Spirit Week	6/1/20
Volunteer Appreciation & Fun Day	6/5/20
LifeTouch 5th Grade Pictures	6/10/20
Kindergarten Celebration	6/12/20
Leadership Celebration Day	6/12/20
Wildcat Pack #10 – Wear T-Shirt	6/12/20
5th Grade Completion @ 9:00	6/15/20
1/2 Day @ 11:23	6/15/20
1/2 Day @ 11:37	6/16/20

PTO Meetings in the DEN

- 9/3 @ 8:45 am
- 11/20 @ 6:30 pm
- 1/15 @ 8:45 am
- 4/22 @ 6:30 pm
- 5/20 @ 8:45



Collaborative Conferences

10/23	Evening Only
10/24	Afternoon & Evening
3/18	Evening Only
3/19	Afternoon & Evening



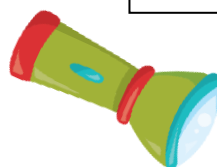
1/2 Day Release - No School

1/2 Day @ 11:23	9/3/19
1/2 Day @ 11:23	10/24/19
1/2 Day @ 11:23	10/25/19
1/2 Day @ 11:23	10/31/19
No School - Elections	11/5/19
No School - Thanksgiving Break	11/27/19
1/2 Day @ 11:23	12/20/19
No School - Holiday Break	12/23/19
No School - MLK Day	1/20/20
1/2 Day @ 11:23	2/14/20
No School - MidWinter Break	2/17/20
1/2 Day @ 11:23	3/20/20
1/2 Day @ 11:23	4/3/20
No School - Spring Break	4/6/20
1/2 Day @ 11:23	4/23/20
1/2 Day @ 11:23	5/7/20
No School - Memorial Day	5/25/20
1/2 Day @ 11:23	6/15/20
1/2 Day @ 11:37	6/16/20




Music Program

12/5	2 nd Grade Concert @ 2:30 and 6:30
3/12	4 th Grade Concert @ 2:30 and 6:30



LifeTouch Pictures

10/11	Fall Picture Day
11/22	Fall Picture Retake
1/10	Team Picture Day
3/6	Spring Picture Day
6/10	5 th Grade Completion Pictures



Our Mission:

At Cherokee, we choose to Inspire, Believe, Achieve and LEAD
to empower learners for a lifetime of success.
Together, we make Cherokee a GREAT place to be!



2019

Sunday	Monday	Tuesday	Wednesday	Thursday	Friday	Saturday
		1	2	3	4	5
DREAM BIG - AIM HIGH - LEAD ON!					Online Conference Sign-Up begins 10/4 Info in packet Wildcat Pack #1	
6	7 Art to Remember	8	9 PTO Skate Night FAMILY SKATE NIGHT	10 	11 Lifetouch Picture Day	12
13	14	15	16	17	18 Walk-a-Thon Step It Up Day of Awesomeness!	19
20 Red Ribbon Week → Book Fair this Week → 	21 Wear Red 	22 Wear a Hat 	23 Wear Team Gear Progress Reports Go Home Evening Collaborative Conferences	24 1/2 Day (11:23 Release) Wear Cherokee Gear Afternoon & Evening Collaborative Conferences	25 1/2 Day (11:23 Release) Leadership Celebration Wear PJs for Movie Day PTO Trunk-or-Treat 7-8:30 pm	26
27 Field Trip!	28 2 nd Grade Field Trip to Troy Historical Museum	29	30	31 Halloween Celebrations & Parade 1/2 Day – 11:23 Release		

Elementary Monday Pizza

Cherokee
Clinton Valley
Erie
Ottawa
Shawnee
Sequoyah



Student: \$2.75
Plus: \$4.25
(Additional Serving)
Reduced: \$0.40
Milk: \$0.60

Students receiving meal benefits in 18/19 that do not have an approved 2019-2020 application on file as of **October 14, 2019** will no longer receive meal benefits. The 2019-2020 application may be completed online at www.lunchapp.com or obtained from the school office. *There will be no exception.*

BREAKFAST is served daily at all elementary schools.
Check your school for times!

Food Service: (586) 723-2110
Central Kitchen: (586) 723-2109

Available Daily:

Must Pre-Order

Turkey Salad w/
Roll & Goldfish Crackers
Chicken Popper Salad
w/ Dinner Roll
Chicken Caesar Salad w/
Roll & Goldfish Crackers
Turkey & Cheese Stackers

Sandwiches:

Turkey & Cheese
Ham & Cheese
PB&J Uncrustable w/
String Cheese & Goldfish

Includes:

Fruit and/or
Vegetable & Milk

Free & Reduced Students
You may also choose from
the Daily Offerings!

Monday	Tuesday	Wednesday	Thursday	Friday
30 Pizza Day! Baby Carrots Ranch	1 Chicken Nuggets Tater Tots Celery Sticks w/ Ranch BBQ Sauce/ Ketchup	2 Tasty Taco w/ cheese, lettuce & salsa Refried Beans	3 Cinnamon Pancakes Sausage Patty Trix Yogurt Fruitables Juice	4 Mighty Mini Corndogs Spinach/Romaine Ketchup/Mustard
7 Pizza Day! Baby Carrots Ranch	8 Chicken Nuggets Mashed Potatoes & Gravy Corn BBQ Sauce/ Ketchup	9 Chips & Cheese Refried Beans Salsa	10 Mini Confetti Pancakes String Cheese Fruitables Juice	11 Cheese Ravioli Bites Marinara Dip Sauce Spinach/Romaine Dinner Roll Lucky Tray Day!
14 Pizza Day! Baby Carrots Ranch	15 Chicken Nuggets Tater Tots Celery Sticks w/ Ranch BBQ Sauce/ Ketchup	16 Walking Taco- Seasoned beef, chips, cheese, salsa Refried Beans	17 Bosco Sticks Marinara Dip Sauce Green Beans	18 Mac & Cheese Steamed Broccoli Carnival Cookie
21 Pizza Day! Baby Carrots Ranch  Red Ribbon Day	22 Chicken Nuggets Mashed Potatoes & Gravy Corn BBQ Sauce/ Ketchup	23 Chips & Cheese Refried Beans Salsa	24 	25 
28 Pizza Day! Baby Carrots Ranch	29 Chicken Nuggets Tater Tots Celery Sticks w/ Ranch BBQ Sauce/ Ketchup	30 Chicken Patty Sandwich Baked Beans Broccoli Bites w/ Ranch Halloween Slushie	31 	1 Super Soft Pretzel w/ Cheese Spinach/Romaine

If you have a food allergy please be aware that CVS prepares food that may contain or have come into contact with peanuts, nuts or other possible allergens.

Notes to Know



Conferences
Oct. 23rd & 24th

Fall Collaborative Conferences

We are excited to host Fall Collaborative Conferences again this year. The focus of this conference is for our students to share their goals and action plans for the school year as well as their current academic and behavior progress.

We invite all families to join our teachers during Collaborative Conferences. As we continue our leadership journey, **students will be actively involved in taking ownership of their conferences and therefore are expected to attend with their parents.** Childcare will be available during the evening conferences for siblings.

In order to sign up for conferences and secure a time you and your child can attend together, please visit: <https://tinyurl.com/CherokeeConferencesFall2019>. Be sure to visit the Scholastic Fall Book Fair during conferences as well. The Book Fair will be held in the Media Center and will have a collection of Leader in Me and Growth Mindset resources for families as well as Scholastic's best sellers.

<https://tinyurl.com/CherokeeConferencesFall2019>

Reminder on Free & Reduced Price School Lunches

- **Requesting Benefits for the 1st Time:** Families can quickly and easily fill-out a family application for free/reduced meal benefits by visiting: www.lunchapp.com
- **Requesting Continuation of Benefits:** Families with students receiving benefits last year **MUST** submit the 19/20 application this year as well. Applications for returning students **MUST** be submitted and approved by Oct 12^h to prevent a stop in benefits.
- **Paper Applications** can be obtained from the front office but the processing time is not a quick as completing the application online at www.lunchapp.com

We are Leaders in the Café

In the café, we encourage students to stay seated, use conversation voices, raise their hands when they need help and to EAT 😊 Students are also reminded to LEAD before they leave the lunchroom:

"Look at your area
is Everything picked up
Are all items thrown away
Did you leave anything behind?"
Then you are ready to leave!



As always, families can access the lunch menu online by visiting:

- <http://www.chippewavalleyschools.org/departments/food-service/>

Families can quickly & easily add money to their child's account by visiting:

- www.sendmoneytoschool.com

Thank you for your continued support!

Signing Up is Easy!



From Your Computer



Step 1: View the Sign Up Page

- The sign up creator should provide you a direct link that will let you view the sign up page. If you do not have that link, contact the sign up creator or go to the "Find a Sign Up" tab on the SignUpGenius homepage and submit the email address of the sign up creator to locate the link.

Birchfield Academy

SUG SCHEDULE

Leave one slot of email, someone adjusting off, and do a second round 'roundup' of spots as those things show. If you are unable to adjust, please email the person who adjusted your slot. Please email the person who adjusted your slot. Please email the person who adjusted your slot. Please email the person who adjusted your slot. Please email the person who adjusted your slot. Please email the person who adjusted your slot. Please email the person who adjusted your slot. Please email the person who adjusted your slot. Please email the person who adjusted your slot. Please email the person who adjusted your slot. Please email the person who adjusted your slot. Please email the person who adjusted your slot. Please email the person who adjusted your slot. Please email the person who adjusted your slot. Please email the person who adjusted your slot. Please email the person who adjusted your slot. Please email the person who adjusted your slot. Please email the person who adjusted your slot. Please email the person who adjusted your slot. Please email the person who adjusted your slot. Please email the person who adjusted your slot. Please email the person who adjusted your slot. Please email the person who adjusted your slot. Please email the person who adjusted your slot. Please email the person who adjusted your slot. Please email the person who adjusted your slot. Please email the person who adjusted your slot. Please email the person who adjusted your slot. Please email the person who adjusted your slot. Please email the person who adjusted your slot. Please email the person who adjusted your slot. Please email the person who adjusted your slot. Please email the person who adjusted your slot. Please email the person who adjusted your slot. Please email the person who adjusted your slot. Please email the person who adjusted your slot. Please email the person who adjusted your slot. Please email the person who adjusted your slot. Please email the person who adjusted your slot. Please email the person who adjusted your slot. Please email the person who adjusted your slot. Please email the person who adjusted your slot. Please email the person who adjusted your slot. Please email the person who adjusted your slot. Please email the person who adjusted your slot. Please email the person who adjusted your slot. Please email the person who adjusted your slot. Please email the person who adjusted your slot. Please email the person who adjusted your slot. Please email the person who adjusted your slot. Please email the person who adjusted your slot. Please email the person who adjusted your slot. Please email the person who adjusted your slot. Please email the person who adjusted your slot. Please email the person who adjusted your slot. Please email the person who adjusted your slot. Please email the person who adjusted your slot. Please email the person who adjusted your slot. Please email the person who adjusted your slot. Please email the person who adjusted your slot. Please email the person who adjusted your slot. Please email the person who adjusted your slot. Please email the person who adjusted your slot. Please email the person who adjusted your slot. Please email the person who adjusted your slot. Please email the person who adjusted your slot. Please email the person who adjusted your slot. Please email the person who adjusted your slot. Please email the person who adjusted your slot. Please email the person who adjusted your slot. Please email the person who adjusted your slot. Please email the person who adjusted your slot. Please email the person who adjusted your slot. Please email the person who adjusted your slot. Please email the person who adjusted your slot. Please email the person who adjusted your slot. Please email the person who adjusted your slot. Please email the person who adjusted your slot. Please email the person who adjusted your slot. Please email the person who adjusted your slot. Please email the person who adjusted your slot. Please email the person who adjusted your slot. Please email the person who adjusted your slot. Please email the person who adjusted your slot. Please email the person who adjusted your slot. Please email the person who adjusted your slot. Please email the person who adjusted your slot. Please email the person who adjusted your slot. Please email the person who adjusted your slot. Please email the person who adjusted your slot. Please email the person who adjusted your slot. Please email the person who adjusted your slot. Please email the person who adjusted your slot. Please email the person who adjusted your slot. Please email the person who adjusted your slot. Please email the person who adjusted your slot. Please email the person who adjusted your slot. Please email the person who adjusted your slot. Please email the person who adjusted your slot. Please email the person who adjusted your slot. Please email the person who adjusted your slot. Please email the person who adjusted your slot. Please email the person who adjusted your slot. Please email the person who adjusted your slot. Please email the person who adjusted your slot. Please email the person who adjusted your slot. Please email the person who adjusted your slot. Please email the person who adjusted your slot. Please email the person who adjusted your slot. Please email the person who adjusted your slot. Please email the person who adjusted your slot. Please email the person who adjusted your slot. Please email the person who adjusted your slot. Please email the person who adjusted your slot. Please email the person who adjusted your slot. Please email the person who adjusted your slot. Please email the person who adjusted your slot. Please email the person who adjusted your slot. Please email the person who adjusted your slot. Please email the person who adjusted your slot. Please email the person who adjusted your slot. Please email the person who adjusted your slot. Please email the person who adjusted your slot. Please email the person who adjusted your slot. Please email the person who adjusted your slot. Please email the person who adjusted your slot. Please email the person who adjusted your slot. Please email the person who adjusted your slot. Please email the person who adjusted your slot. Please email the person who adjusted your slot. Please email the person who adjusted your slot. Please email the person who adjusted your slot. Please email the person who adjusted your slot. Please email the person who adjusted your slot. Please email the person who adjusted your slot. Please email the person who adjusted your slot. Please email the person who adjusted your slot. Please email the person who adjusted your slot. Please email the person who adjusted your slot. Please email the person who adjusted your slot. Please email the person who adjusted your slot. Please email the person who adjusted your slot. Please email the person who adjusted your slot. Please email the person who adjusted your slot. Please email the person who adjusted your slot. Please email the person who adjusted your slot. Please email the person who adjusted your slot. Please email the person who adjusted your slot. Please email the person who adjusted your slot. Please email the person who adjusted your slot. Please email the person who adjusted your slot. Please email the person who adjusted your slot. Please email the person who adjusted your slot. Please email the person who adjusted your slot. Please email the person who adjusted your slot. Please email the person who adjusted your slot. Please email the person who adjusted your slot. Please email the person who adjusted your slot. Please email the person who adjusted your slot. Please email the person who adjusted your slot. Please email the person who adjusted your slot. Please email the person who adjusted your slot. Please email the person who adjusted your slot. Please email the person who adjusted your slot. Please email the person who adjusted your slot. Please email the person who adjusted your slot. Please email the person who adjusted your slot. Please email the person who adjusted your slot. Please email the person who adjusted your slot. Please email the person who adjusted your slot. Please email the person who adjusted your slot. Please email the person who adjusted your slot. Please email the person who adjusted your slot. Please email the person who adjusted your slot. Please email the person who adjusted your slot. Please email the person who adjusted your slot. Please email the person who adjusted your slot. Please email the person who adjusted your slot. Please email the person who adjusted your slot. Please email the person who adjusted your slot. Please email the person who adjusted your slot. Please email the person who adjusted your slot. Please email the person who adjusted your slot. Please email the person who adjusted your slot. Please email the person who adjusted your slot. Please email the person who adjusted your slot. Please email the person who adjusted your slot. Please email the person who adjusted your slot. Please email the person who adjusted your slot. Please email the person who adjusted your slot. Please email the person who adjusted your slot. Please email the person who adjusted your slot. Please email the person who adjusted your slot. Please email the person who adjusted your slot. Please email the person who adjusted your slot. Please email the person who adjusted your slot. Please email the person who adjusted your slot. Please email the person who adjusted your slot. Please email the person who adjusted your slot. Please email the person who adjusted your slot. Please email the person who adjusted your slot. Please email the person who adjusted your slot. Please email the person who adjusted your slot. Please email the person who adjusted your slot. Please email the person who adjusted your slot. Please email the person who adjusted your slot. Please email the person who adjusted your slot. Please email the person who adjusted your slot. Please email the person who adjusted your slot. Please email the person who adjusted your slot. Please email the person who adjusted your slot. Please email the person who adjusted your slot. Please email the person who adjusted your slot. Please email the person who adjusted your slot. Please email the person who adjusted your slot. Please email the person who adjusted your slot. Please email the person who adjusted your slot. Please email the person who adjusted your slot. Please email the person who adjusted your slot. Please email the person who adjusted your slot. Please email the person who adjusted your slot. Please email the person who adjusted your slot. Please email the person who adjusted your slot. Please email the person who adjusted your slot. Please email the person who adjusted your slot. Please email the person who adjusted your slot. Please email the person who adjusted your slot. Please email the person who adjusted your slot. Please email the person who adjusted your slot. Please email the person who adjusted your slot. Please email the person who adjusted your slot. Please email the person who adjusted your slot. Please email the person who adjusted your slot. Please email the person who adjusted your slot. Please email the person who adjusted your slot. Please email the person who adjusted your slot. Please email the person who adjusted your slot. Please email the person who adjusted your slot. Please email the person who adjusted your slot. Please email the person who adjusted your slot. Please email the person who adjusted your slot. Please email the person who adjusted your slot. Please email the person who adjusted your slot. Please email the person who adjusted your slot. Please email the person who adjusted your slot. Please email the person



Step 2: Choose the Items You Want

- On the sign up page, click the "Sign Up" buttons next to the slots you want to sign up for. You can click more than one.
- Scroll to the bottom of the page and click the big "Submit & Sign Up" button.

Available Slot
Amy <input type="button" value="Sign Up"/>
Teresa <input type="button" value="Sign Up"/>
Kirsten <input type="button" value="Sign Up"/>
Angel <input type="button" value="Sign Up"/>
On-Call <input type="button" value="Sign Up"/>



Step 3: Enter Your Contact Info

- You will now see a second page where you can enter your contact info. If you have an account previously, you can simply login. If you are new to the site, you can type in your information.
- Depending on the sign up, you may be asked to fill in some other fields in addition to your contact info.
- After you have completed the form fields, click "Sign Up Now" at the bottom of the page.

SUG SCHEDULE

Sign Me Up For:

Date	Available
10/28/2012 (Sun) 8:00am-10:00am	Amy
10/28/2012 (Sun) 8:00am-10:00am	On-Call

☐ I'm a SignUpGenius member

☒ I do not have a SignUpGenius account

First Name *

Last Name *

Email *

Re-enter Email *

☐ Create an account at SignUpGenius so I can login and edit my items if I ever



Step 4: Add Event to Your Calendar! (optional)

- The "Thank You" page will display indicating you have successfully completed the steps to sign up!
- You can click on a calendar icon displayed to add the item to your calendar if you'd like.



The FALL Book Fair is COMING!

Please join us the week of Collaborative Conferences



Monday, October 21st thru
Thursday, October 24th



During conference week, Cherokee will be hosting a book fair with Follett Books. There will be a variety of books available and students will visit the Book Fair with their class to make purchases and we are excited to share our love of reading with our students!

What You Need to Know:



- The schedule on the reverse side indicates the assigned time your child's class will be attending the fair.
- If your child will be making any purchases, please send money on the day your child is scheduled to attend. Please remember, all sales are subject to 6% sales tax.
- Students can pay with cash or check or a Follett gift card. The gift cards are an easy prepay alternative, so your child does not have to deal with cash. They are completely digital so all you need to do is buy it, print it and send it in with your child.
- Digital Gift Cards can be purchased by visiting: www.follettgift.com
- **All checks are made payable to Cherokee Elementary School.**

Families are welcome to visit during October's afternoon & evening conferences.


Wednesday, October 23 rd	5:30pm - 8:00pm
Thursday, October 24 th	1:00pm – 3:00pm
Thursday, October 24 th	5:30pm - 8:00pm

Volunteers Needed!

- Volunteers are needed to assist students while they shop during the school day. Please come help while our students shop the book fair!
- All **scheduled** volunteers receive a 20% discount.
- To volunteer: <https://tinyurl.com/CherokeeFall19BookFair>

Feel free to contact me with any questions. Thank you for your support.

~ Mrs. Jaster



2019 FALL BOOK FAIR CLASS SCHEDULE

	MONDAY 10/21/2019	TUESDAY 10/22/2019	WEDNESDAY 10/23/2019	THURSDAY 10/24/2019	FRIDAY 10/25/2019
9:00		ROBERTS	MUSZYNSKI	MAKE-UP SESSION	CLOSED
9:30		KONCZALSKI	AUSTIN	MAKE-UP SESSION	
10:00	CURCURU	HOUCK	BRACKEN	MAKE-UP SESSION	
10:30	SAVOY	CURCURU	CARTER	MAKE-UP SESSION	
11:00			BURKS		
12:00		OSMINSKI	DEPERRO	(½ day school)	(½ day school)
12:45	WOCHASKI	MACHALA	HATCHER		
1:15	KRAJEWSKI	BELIVEAU	SEMLOW		
1:45	CRABTREE		SAVOY		
2:30	MAISANO	SADOWSKI	BETTINI		



Sales tax is added onto each purchase, be sure to send enough money to cover the cost of a book *and* the sales tax! You can send cash, a check made payable to Cherokee Elementary School, or purchase a gift card for your child to use through Follett Book Fairs. You can purchase the gift card at follettgift.com.

WILDCAT BIRTHDAY BOOK CLUB

HAPPY
BIRTHDAY



Your PTO and Ms. Jaster, our Media Clerk, invite you to join the Cherokee Elementary School PTO Birthday Book Club!

CELEBRATE YOUR CHILD'S BIRTHDAY IN A VERY MEMORABLE WAY! LEAVE YOUR CHILD'S MARK YEAR AFTER YEAR WHILE HELPING CHEROKEE'S LIBRARY GROW!

- ⚓ Complete the form below & return it with \$12 to your child's classroom teacher.
- ⚓ On their birthday, children will come to the library to select a new book from the Cherokee Birthday Book Bookshelf. Your child's name, picture and birthdate are inscribed on a label and placed on the book's front cover.
- ⚓ The book is presented to your child to check out for two weeks.
- ⚓ The books is added to the library circulation for other students to enjoy.

WHAT YOU NEED TO KNOW:

- ⚓ All students are invited to participate including children with summer birthdays. Summer birthday students have the chance to choose a book in the spring.
- ⚓ Your \$12 donation helps to defray the cost of the book.
- ⚓ Checks should be made payable to **Cherokee PTO**. No cash can be accepted.
- ⚓ **Families are encouraged to complete and return this form as soon as possible even if their child's birthday isn't until later in the school year.**

If you have any questions regarding this program,
please contact the PTO office at 586-723-4818 or
35pto@cvs.k12.mi.us

~ CHEROKEE BIRTHDAY BOOK CLUB ~



Yes, we want our child to be part of the PTO Birthday Book Club!
We have enclosed a \$12 check make payable to Cherokee PTO for each child to participate:

Student's Name: _____ Birth Date: _____ Teacher: _____

Student's Name: _____ Birth Date: _____ Teacher: _____

(Feel free to add additional students to the back of this page.)

Parent Signature: _____

CHEROKEE PTO PRESENTS

Trunk *OR* Treat

Friday, October 25th

7:00pm - 8:30pm

**MUSIC
TREATS
and
MORE!**



\$5

PER TRICK-or-TREATER

(Checks made out to Cherokee PTO) (NO CASH) or pay online at Payschools

Family Name: _____

Oldest Student: _____ Teacher _____

of Children over 3 participating: _____ (x \$5) _____

Purchasing Concessions (Pizza) **YES!** No Maybe



We would like to participate in decorating our trunk **YES!**

On October 31st, we welcome your family to join in on our Halloween celebration. Students will participate in classroom parties during the course of the day and will end with our school-wide **Halloween Parade beginning at 10:30 am.** We are hoping to hold the parade outdoors, weather permitting.

HAPPY HALLOWEEN!

Please take a moment to review important information regarding activities and costumes:

Classroom Parties: These celebrations will be held throughout the school day. Parents working the classroom parties will need to have signed up in advance with the classroom teacher. Parent volunteers will need to sign-in with a photo-ID at the front entrance in order to receive a name badge before proceeding to the classroom.



School-wide Parade: All families are welcome to join us for the afternoon parade and will not need to check-in at the office. Parents and family members wishing to view the parade will have the best opportunity to do so by lining up along the playground and bus loop (see attached map). Please wait along the edges of the sidewalk so our students can parade around the perimeter of the school. Once students have circled the building, they will re-enter the school and line the hallways to watch their peers. Only students will be permitted back into the building after the parade.

In the Event of Rain: Family members will be welcome to sign in at the Media Center and proceed to the gym and Wildcat Den to view the parade if the weather is poor. **Entrances will be closed 10 minutes after parade begins in order to ensure our children's safety.**

Costumes: Please remember when making decisions about Halloween, costumes should represent a non-violent, friendly theme and should not promote violence. Costume accessories such as spears, play-guns, or weapons of any kind should not be brought to school. Since Halloween will be a ½ day of school, students can wear their costume to school in the morning. Masks should not be worn at school. Remember, large accessories are not permitted on the bus. Please help your child plan a costume appropriate for our school parties and parade.


Dismissal: Teachers will be dismissing students directly following the parade. If you would like to sign-out your child, you can meet teachers and students outside the dismissal areas listed below. Teachers will have sign-out forms available. Any students not signed-out will be dismissed at the regular dismissal time.

- Kindergarten: Students will be dismissed directly from the access doors of their classrooms.
- First Grade: Door 18 (1st Grade AM line-up area)
- Second/Third Grade: Main Entrance (2nd/3rd grade AM line-up area)
- Fourth Grade: Door 4 (4th Grade AM entrance area)
- Fifth Grade: Door 5 (5th Grade AM entrance area)

Thank you again for your cooperation in helping make Halloween a safe and enjoyable day for all!
~ Your Cherokee Staff



What to Know from Your PTO



Coming
October 18th

Truck or Treat
October 25th

Next PTO Meeting
November 20th @ 6:30

Thank you for your
continued support!

PTO CONTACT INFO:
35pto@cvs.k12.mi.us or
(586) 723-4818

To Access PTO PaySchools:

Scan QR Code or visit:

<https://tinyurl.com/PayschoolsCentral>



Picture Day: Oct. 11th

Order Online: www.mylifetouch.com

Cherokee ID: LM719071Y0

There are 2 Order Forms in this Month's Packet:

- 1 for Fall Picture Day &
- 1 to Pre-Order a Cherokee Yearbook.



YEARBOOKS WILL BE AVAILABLE FOR PURCHASE
again later in the school year

Supporting Our Students

At-Home Resources

In order to support your child's learning & success, CVS and Cherokee have provided resources for families to use at home:

Journeys Reading:

- Login instructions to access resources from home can be found in this month's packet.

Bridges Math:

- Links to online information can be found by visiting:
<http://tinyurl.com/CherokeeMathInfo>

RAZ Kids & Prodigy Math

- Login information was distributed to students in September

**CLICK ON
IMAGE TO
ACCESS SITE:**



Prodigy
Raz-Plus

Wildcat Workshop is Back!

Beginning this week, students will be participating in Reading Wildcat Workshop four days-a-week. During Wildcat Workshop, students will receive instruction at their appropriate reading level.

Cherokee's School Improvement Plan – Spotlights Student Growth and Success!

Our School Improvement Goals for the 2018-19 School Year:

- All students at Cherokee will improve in applying mathematical practices across the curriculum.
- All students at Cherokee will improve in reading and writing across the curriculum
- All students at Cherokee will utilize Leader in Me habits to achieve school-wide, classroom and personal goals.

To help reach our goals again this year, our staff will incorporate the following research-based instructional strategies across the curriculum:

- Cooperative Learning Skills
- Thinking Map
- Close & Critical Reading Strategies
- 7 Habits of Highly Successful People (The Leader in Me)



Whooo's in your camp? The people in our life and family help us grow and learn. Think of all the people in your "camp". Every "camp" is unique and special. Draw pictures of the people (and pets) in your camp. Be sure to write your family name in the sign below. Turn your Family Camp Activity in by Oct. 12th



From tiny seeds
grow mighty
trees.

Leaders & Learners



Congratulations to the following students for participating in the Summer Learning Challenge! We will celebrate your accomplishments in November!

Alyssa Allous
Jacob Allous
Rowan Anderson
Ella Awwad
Grace Barkho
Gabriella Barlett
Dominic Bonventre
Emily Bowling
Catherine Bristow
Michael Broadbridge
Myra Bukowiecki
Tryst Bukowiecki
Audra Bury
Jessica Bury
Abby Cabe
Brendan Cabe
Emma Cabe
Melissa Candio
Dom Carter
Logan Carter
Mia Carter
Lucas Cavanaugh
Laila Caverly
Benjamin Chambers
Leah Chambers
Colin Cherry
Jessica Chika
Anthony Cirenese
Harper Crabtree
Eliana Curcuro
Isaac Cyranoski
Orrin Cyranoski
Jazmine D'Hondt
Caitlyn Dismuke
David Dismuke
Emma Dismuke
Liam Drost
Madison Enaf

Jaden Ervin
Christopher Farmer
Dominic Fornatoro
Nathan Fornatoro
Blake Forsgren
Brooklynn Forsgren
Cameron Francis
Grady Friedmann
Kyle Gabbeart
Natalie Gabbeart
Cecelia Galvin
Madilyn Gordon
Dean Turner
Landon Harms
Nicole Harms
Savannah Hollis
Alexandra Houck
Julianna Houck
Jenna Kaji
Natalie Kincher
Piper Kincher
Samantha Kopchick
Henry Kozinski
Silas Kraft
Jaylynn Kropf
Natalie Kropf
Jack Laezza
Sydney Livi
Cate Mahaffey
Gabriella Malaj
Giovanna Malaj
Arianna Malerich
Briella Malerich
Evan Malerich
Nicolas Maruri
Rylie Miller
Tamaya Morgan
Tavon Morgan

Kylie Mucha
Nathan Mucha
Ajla Mujkic
Jayla Mujkic
Madeline Murphy
Michael Nawrocki
Molly Naylor
Alexandra Neeman
Nick Newsome
Braylee Nouhan
Madison Nouhan
Sammie Nowicki
Alison Peitzsch
Megan Petroske
Aaron Petrovitch
Alexa Popko
Leo Romano
Lucy Sadowski
Elyse Shields
Rebel Snider
Trevor Stern
Benjamin Stockel
Alex Stojanowski
Anselm Tendo
Julia Theisen
Lilian Theisen
Ava Turner
Maxwell Turner
Chase Vagts
Hunter Valente
Valentina Vennettilli
Alexis White
Jackie Wilburn
Lucas Wroblewski
Vincent Wroblewski
Caden Young
Jadynn Young



GROWING HEALTHY LEADERS!

RED RIBBON WEEK

OCTOBER 21ST – OCTOBER 25TH

During the week of October 21st – 25th, our school will be observing Red Ribbon Week. This is a program that originated in 1988 as a national week of recognition and support for a drug and violence free America. We use this time to teach students about the dangers of drugs and violence and the importance of making healthy choices and resisting peer pressure. As we continue our Leader in Me journey together, we focus on the 7 Habits to further develop our leadership skills during this important week of learning and celebration.

MONDAY:

BE PROACTIVE

- "I'm in charge of me!" **Dress in red** to show that you are in charge of you and making healthy choices for a drug-free life.

TUESDAY:

BEGIN WITH THE END IN MIND & PUT FIRST THINGS FIRST

- **Wear a hat** to show that you "think" ahead, plan and set goals. You also think about what's most important and say 'no' to the things you know you should not do.

WEDNESDAY:

THINK WIN-WIN

- **Wear your favorite team gear** to show your support for working together for a healthy lifestyle so we can all "win".

THURSDAY:

SYNERGIZE


- "Together is better"! **Wear Cherokee apparel** to show your support for our school and each other.

FRIDAY:

SHARPEN THE SAW

- "Balance feels best." **Wear your PJs** to celebrate another successful month together of Leading and Learning.

Families can show their support by talking to their children about the dangers of drugs and the importance of making healthy decisions. More information about this program can be found online by visiting: www.redribbon.org





Special Spot

Science

Wow, September went by fast! In science, the students have been learning about engineers and have completed a couple engineering challenges using the Engineering Design Process. Ask your child(ren) about the boats they created!! Below is the optional monthly challenge for October. Monthly challenges can be turned in any time during the school year and they are completely optional!

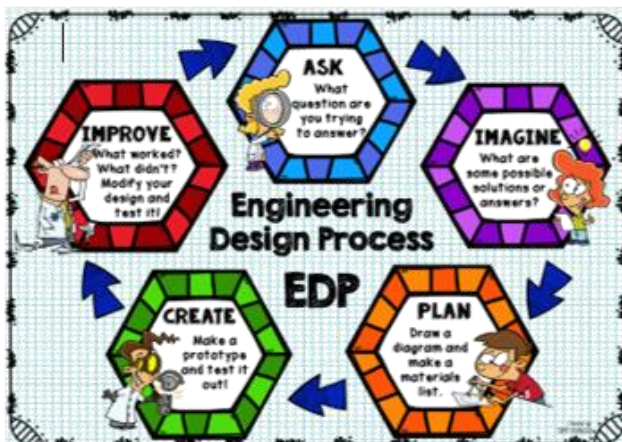
As engineers the students record data in notebooks as well as on the computer. In October, all classes will be learning some basic computer skills so when they are ready to record data on the computers, they are familiar with the programs. Also in October the students will be introduced to Computer Science. The students will be coding on the computer as well as completing unplugged activities.

Finally, conferences are Wednesday October 23rd and Thursday October 24th. The science room will be open Thursday afternoon from 12:30-3:00 and both evenings from 5:30-8:00. Every student is recording all their data and information in a science notebook. Please come down to the science room so your child(ren) can show you all their effort and hard work they are doing in science!!! If you would like an individual conference time, please email or call me to set up a time. My contact information is below.

If you have any questions or concerns regarding the Science Specials, please contact me at (586) 723-4879 or akrisciunas@cvs.k12.mi.us.

~ Mrs. Krisciunas

October Monthly Challenge (Optional)



Special Spot



Musical Notes

It's been a great beginning of the school year in the music room! Students have created a music room mission statement, set classroom Leader in Me expectations/procedures in place, and are taking off on this year's musical adventure.

Music encompasses many different elements that all tie together. Throughout the school year, students will focus on specific skills. This month, students will be studying about dynamics. The chart below shows the dynamic music terms that each grade level will be learning/reviewing.

Kindergarten	First	Second	Third	Fourth	Fifth
Loud/soft	Loud/soft	f forte p piano < crescendo > decrescendo	f forte mf mezzo forte mp mezzo piano p piano < crescendo > decrescendo	ff fortissimo f forte mf mezzo forte mp mezzo piano p piano pp pianissimo < crescendo > decrescendo subito	ff fortissimo f forte mf mezzo forte mp mezzo piano p piano pp pianissimo < crescendo > decrescendo subito

The music programs for the 2019-2020 school year are as follows:

2nd Grade: The Unity Tree - Thursday, December 5th, 2019, 6:30pm

- Please look for a separate note being sent home next week about the program.

4th Grade: Goal! - Thursday, March 12th, 2020, 6:30pm

- Please mark your calendars. It is important that all students perform in the evening performance as it is part of the music grade.

If you have any questions about music, the best way to reach me is by email: ghunter@cvs.k12.mi.us

~ Ms. Hunter



Special Spot



Looking for Donations to the Art Room

- MAGAZINES (very high need!)
- NEWSPAPER (needed for Science as well)
- Old rags
- Q-Tips
- Markers, Pencils, Colored Pencils
- Old Playing Cards
- Tissue
- Paper Plates
- Popsicle Sticks

Hello Families and Welcome Back!

I am happy to part of such a great community of leaders, learners, and artists. Thank you for all you do to support us! Be sure to check out the walls and halls of Cherokee for our Artists at Work! Let's have a great year & create!

Our Mission:

- Our mission in the art room is to take a chance, experiment with material, explore, and be a unique individual who feels safe to express themselves in an artistic manner.

Art to Remember Coming Soon:

- In these next few weeks, kids will be making art for art's yearly Art Creation/ Fundraiser. Items available can make wonderful holiday gifts for family & friends including wonderful products such as: Stickers, t-shirts, magnets, key chains, cups, and much more. See some samples of items below.

~ Mr. Sundberg
bsundberg@cvs.k12.mi.us



Specials Teachers Collaborative Conferences

Wednesday, October 23rd &
Thursday, October 24th

All Specials' Classrooms will be open to visit

- Wednesday evening from 5:30-8:00
- Thursday afternoon from 12:30-3:00
- Thursday evening from 5:30-8:00

If you would like to schedule an individual conference time, email or call the teacher.

dwalkenhorst@cvs.k12.mi.us

Mr. Walkenhorst (PE)

ghunter@cvs.k12.mi.us

Ms. Hunter (Music)

akrisciunas@cvs.k12.mi.us

Mrs. Krisciunas (Science)

bsundberg@cvs.k12.mi.us

Mr. Sundberg (Art)

Attention Parents!



Our school is participating in a creative fundraiser with Art to Remember that allows you to purchase keepsake products customized with your child's art. Right now, children are busy creating colorful, fun artwork and soon you will receive a personalized order form.



Travel Mug

- Over 40 keepsake products available, all featuring your child's artwork
- Many of the products are less than \$15
- Safe, secure online ordering is available - You can share your code with other family members and invite them to order
- Satisfaction guaranteed
- Art to Remember keepsakes are perfect for these gift giving occasions:
 - Grandparent's Day
 - Christmas
 - Father's Day
 - Birthdays
 - Hanukkah
 - Mother's Day



Metal Key Chain



Pendant Necklace

THANK YOU!

Your purchase captures a moment in time and raises funds for your school.

Night Light



Please notify your child's teacher if you do not want your child to participate in this program.

www.ArtToRemember.com

Leader in ME!



"Being Proactive" is Habit 1 - "I am in charge of ME!"

At school, students learn: I am a responsible person. I take initiative. I choose my actions, attitudes, and moods. I do not blame others for my wrong actions. I do the right thing without being asked, even when no one is looking.

- Talk to your child about Being Proactive and look for ways to foster that skill at home.
 - Have a Growth Mindset
 - <http://www.chippewavalleyschools.org/for-parents/parents---growth-mindset/>
 - Set Personal Goals
 - <https://www.icankids.com/6-steps-to-set-and-plan-goals-with-children/>
 - Talk about the Circle of Control (see below)

The
Leader in Me[™]
great happens here

What Makes Your Family Grow!



Circle of Concern & Influence

Being Proactive means "being in charge of me!" -- in life there are certain things we just cannot control.

- Talk to your child about the things we *can* influence and how the choices we make and what we say, do and think helps determine success.
- Use the diagram below and the Circle of Control Activity in this packet to discuss this concept at home.



Leader in Me
2019-20 Sponsors

Thank you for supporting our students!

For information on becoming a sponsor, please contact:
kgarrett@cvs.k12.mi.us

CUTTING EDGE
Gymnastics & Dance

586-469-2582



Just Around the Corner...for Girls

4th & 5th Grade Girls and an important adult in their life are invited to attend...

- A maturation program to help answer questions that girls might have about their growing and changing bodies.
- The session will cover physical and emotional changes that occur in girls during puberty, including menstruation.
- A short video will be followed by a lively discussion session.

Local school districts currently present a maturation/reproductive health program for elementary students during their regular class time. Many families have shown interest in starting this education in the 4th grade as some girls begin the process of puberty at this age or wanted to do a program together. In response to these requests, the MISD will offer this class to those interested girls and their parent/guardian.

This class is not intended to replace any current reproductive health programs, which will continue as always. Open to any adult in the community and any 4th and 5th grade girl in the community.

Where: Macomb Intermediate School District
44001 Garfield Road, Clinton Township

When: Thursday, November 14, 2019

Time: 6pm - 7pm (doors open at 5:30pm)

Register online at www.misd.net

- Click "Course Offerings"
- Select "On-line Registration"
- Select "View by Interest"
- Select "School Health" from scroll menu, Click Go
- Select "Just Around the Corner"
- You will be guided through the registration process.



Contact Stephanie Lange with questions
slange@cvs.k12.mi.us or 586-723-2872

Movie on the Diamond

Come join the Chippewa Valley Softball program on the softball field for an evening presentation of Hocus Pocus. Pop a bag of popcorn, bring a blanket or chair, and watch a movie under the stars as we prepare for Halloween.

WHO: Elementary, middle, & high school students & all parents!

WHAT: Showing of Hocus Pocus on the big screen under the stars!

WHERE: Chippewa Valley Varsity Softball Stadium

>> The varsity softball diamond is located off Greenfield, behind the football stadium, and in-between the fire station and varsity baseball diamond.

WHEN: Friday, October 11, 2019

TIME: Doors open at 6 pm

Movie starts at 7:00 pm

Sun sets at 7:07 pm

Movie Length: 1 h 36 min

PRICE: \$5.00/person at the door

WHY: Fundraiser for the Softball Program



Other important notes:

- Bathrooms will be available.
- Bring your own drinks and snacks.
- We will have popcorn for sale!
- The screen will be in center field.
- Chairs will be set up on the dirt and blankets will be laid out on the grass.
- There will be one way in and one way out of the stadium for security purposes.



girl scouts
of southeastern
michigan

THERE IS POWER IN EVERY

G.I.R.L.

Unleash it at Girl Scouts.

Learn about today's Girl Scouts Join our Junior Troop!

For information please contact:

Ashley Golitko or Sandra Gurunian by text, email or phone:

Ashley: 586-482-0390; golitka@gpschools.org

Sandra: 586-206-7192; queensansan@yahoo.com

Girl Scouts is where every **G.I.R.L.** (**Go-getter**, **Innovator**, **Risk-taker**, **Leader**)™ has the space and support she needs to transform ideas into action, turn questions into adventure, and grow confidence through practices.

Believe in the Power of G.I.R.L.
Visit us at gssem.org



CUB SCOUT PACK 248



Share the **WARMTH!** *Coat and Blanket Drive*

Collecting During Collaborative Conferences – October 23 & 24, 2019

(Collection Bins will be located just outside the Media Center)

Please consider Coats, Jackets and Blankets!

BOXTOPS PIZZA PARTY CONTEST

Collect Box Tops from now until **October 18**

Label with your student's name, teacher
and grade

Turn in your Box Tops

Deadline: **October 18th** to be included in
count for contest.



NAME:

TEACHER:

GRADE:



DONATE WHILE YOU DINE

Visit Culver's of Chesterfield Township on Monday, October 28 and
Tuesday, October 29
from 4PM-8PM and we will donate a % of the TOTAL sales to
Cherokee Elementary

Enjoy a delicious meal, benefit a great cause
THANKS FOR YOUR SUPPORT!



Culver's of Chesterfield Township
45160 Marketplace Blvd
Chesterfield Township, MI 48051
(586) 846-2288

© 2013 Culver Franchising System, Inc. 6/2013



Dakota High School presents

**FAMILY NIGHT OUT:
VAPE AWARENESS**



*Learn the latest trends, news & updates regarding
this growing youth epidemic*

Wednesday, November 6, 2019

6:30 – 8:30pm

Dakota High School Atrium

21051 21 Mile Road (Enter through North Doors)

NO CHARGE TO ATTEND—FREE DINNER AT 6:30pm

RSVP to slange@cvs.k12.mi.us or

586-723-2872 by November 4, 2019

Open to any adult in the community and students in grade 6 - 12





Dakota Basketball

In conjunction with

**Pistons Academy
Present**

Dakota Basketball Skills Academy

3rd grade - 8th grade (First Session is Oct 19th)

For 2 hours every weekend the Dakota basketball staff and the Dakota Basketball players will work with young **boys and girls** 3rd-8th grade interested in training and developing their games. The **boys and girls** will be divided up based on skill level and grade level. The first 60 minutes will be a practice dedicated to **skill training and drills** essential for a youth basketball player's development. Training sessions and basketball skill drills will be followed by 60 minutes of games/competition and introduction/instruction of rules. Games will be coached by Dakota Basketball staff/players/volunteer parents. All games will be **refereed by MHSAA officials** and youth players will wear reversible jerseys and play with leather basketballs. All sessions will be held at the Dakota's Main/aux gym or in the Dakota's 9th grade center gym on Saturdays.

Each participant will receive a reversible Dakota Basketball Jersey and a free ticket to 2019-20 Pistons home game (BOGO offer). Registration fee includes 8 sessions of training, developing skills and competitive games in the Dakota H.S. gyms.

Training Dates are October 19th, October 26th, November 2nd, November 9th, November 16th, November 30th, December 7th, December 14th

Our mission is develop youth basketball players in our community and teach them the correct way to play the game of basketball. Along the way, we also hope that the kids will have fun and learn how to compete.

Registration: <http://pistonsacademy.com/macomb-league/>

Questions: ptocco@cvs.k12.mi.us

DAKOTA BASKETBALL

Class T-Shirt Sale

**Monday, October 7th –
Wednesday, October 16th**

Kindergarten Purple

3rd Grade Red

1st Grade Yellow

4th Grade Blue

2nd Grade Orange

5th Grade Green



DESIGNED BY: Caden Young



Pay on Payschools or Checks Payable to Cherokee PTO

NOTE: If your child raised \$15 or more during the Walk-a-Thon, there is NO NEED to purchase a T-Shirt!

Student _____ Teacher _____

of shirts _____ @ \$15 each \$ _____ Grade _____

Chippewa Valley

Cheer Clinic

Tuesday October 15th 5:30p.m. To 7:30p.m.
Wednesday October 16th 5:30p.m. To 7:30p.m.
Chippewa Valley High School – Aux Gym

The Cheer clinic is designed to teach current K-5 graders the fundamental skills of cheerleading. Instruction will be lead by the CVHS Cheer teams under the supervision of their coaches.

CONTACT PERSON:

Kelley Paul at
kelley.paul@gmail.com

Registration Fee is \$45.00 and INCLUDES

4 Hours of instruction that will focus on motions, game chants, jumps, splits, stunting and school spirit!

- Snack on the evening of the clinic
- A t-shirt
- Mini pom
- Cheer Booklet of information taught
- Game Ribbon
- The opportunity to cheer during the first half of the Cancer Awareness Game on October 18, 2019

Registration is due on Tuesday , October 8th 2019. **PAYMENT IS DUE AT THE TIME OF REGISTRATION.** Please contact Kelley Paul for any late registrations. Coaches Cannot Accept Registration Payments

Register ON-LINE at <https://onlinereg.cvs.k12.mi.us>. Payment can be made by Visa or Mastercard. Mail in Registrations: Detach Below an include Payment. Checks should be made out to Chippewa Valley Schools, Mail to: 19230 Cass Avenue, Clinton Township, MI 48038. A \$20 fee will be assessed for any returned checks. All withdrawals are subject to an \$8.00 processing fee. Chippewa Valley Cheer Clinic Tuesday 10/15-10/16 from 5:30pm to 7:30pm **\$45.00 Reg. # 636001-01**

Childs Name: _____ Grade: _____ DOB: _____ Phone #: _____

Address/City: _____ Zip code: _____ Alt. Phone #: _____

Parent/Guardian Name: _____ E-mail: _____

Shirt Size (circle one): YS YM YL YXL AS AM AL AXL School: _____

Check one: ☐ Cash ☐ Check ☐ Visa/Mastercard #: _____

Name as it appears on Card: _____ Exp. Date: _____

Cardholder Signature: _____



NO CHILD WITHOUT A CHRISTMAS ASSISTANCE PROGRAM REGISTRATION REQUIREMENTS

1. PROOF OF RESIDENCY:

You **MUST** be a Clinton Township Resident and Provide either Photo ID with a Current Address or a Current Utility Bill.

2. PROOF OF INCOME:

You **MUST** provide a Current Pay Stub or Bridge Card (or proof you are receiving aid). Examples include Free Lunch Program or Food Stamps.

3. PROOF OF FAMILY SIZE:

You **MUST** have Birth Certificate(s) for your Children or you **MUST** have Guardianship Papers if you are not the parent.

***ALL OF THE ABOVE DOCUMENTATION IS REQUIRED TO
REGISTER.***

****** WE ASK THAT YOU DO NOT APPLY FOR ASSISTANCE AT ANY OTHER
AGENCIES. DUPLICATE REGISTRATIONS CAN RESULT IN YOUR NAME
BEING REMOVED FROM ALL LISTS. ******



REGISTRATION DATES/TIMES/LOCATION

CLINTON-MACOMB PUBLIC LIBRARY, 40900 Romeo Plank Road, 48038

Wednesday, November 6	from	2:30 p.m. to 4:00 p.m.
Monday, November 18	from	5:30 p.m. to 7:00 p.m.

CLINTON-MACOMB PUBLIC LIBRARY, 35679 South Gratiot Avenue, 48036

Thursday, November 11	from	5:30 p.m. to 7:00 p.m.
Tuesday, November 12	from	2:30 p.m. to 4:00 p.m.
Tuesday, November 19	from	5:30 p.m. to 7:00 p.m.

6th Annual
Chippewa Valley Elementary
Cross Country Mile
Hosted by CVS Elementary PE Teachers



Tuesday October 22, 2019 (rain or shine)

Check-In 4:30-5:20 PM

Girls Race at 5:30 PM

Boys Race at 5:50 PM

\$5 ENTRY FEE, COVERS AWARDS AND SNACKS

Shawnee Elementary School Athletic Field (back of the school)

Runners can check-in and get a course map starting at 4:30-5:20 PM

NO RACE DAY REGISTRATION, MUST BE PRE-REGISTERED

TO REGISTER

ONLINE WITH A CREDIT CARD, GO TO www.ERCrace.com and look in upcoming events section

**Or SEND COMPLETED FORM AND CASH OR CHECK FOR \$5 TO YOUR CHILD'S PE TEACHER
NO LATER THAN OCTOBER 15!! Make check payable to Eastside Racing Company.**

**Online registration closes at 8:00 PM Monday October 21st.
THERE WILL BE NO RACE DAY REGISTRATION! NO EXCEPTIONS!**

Entry fee is non-refundable.

Contact Deanna Skelcy, PE teacher at Shawnee with Questions, dskelcy@cvs.k12.mi.us

CVS CROSS COUNTRY MILE REGISTRATION FORM

FIRST NAME: _____ LAST NAME: _____ Gender: M F

School: _____ Grade: 3 4 5

I know that running/walking is a potentially hazardous activity. I should not run/walk unless I am medically able and properly trained, I assume all risks associated with participating in this event including but not limited to falls, contact with other participants, the effects of weather, traffic and surface conditions, all such risks being known and accepted by me. Having read this release and having signed this entry form, I for myself and/or dependents and anyone entitled to act on my behalf, waive and release all promoters, representatives, agents, sponsors, municipalities, and participants from claims or liabilities of any kind from my participation in this even

Parent/Guardian signature: _____ date _____ enclosed entry fee \$5 _____

CHEROKEE ELEMENTARY PTO



WEDNESDAY, 10-9

6 PM - 8 PM

\$7 ADMISSION

\$2 SKATE/BLADE RENTAL

FOOD & DRINK AVAILABLE

FOR PURCHASE



50625 Van Dyke Avenue ~ Shelby Twp., MI 48317 ~ www.thenewrink.com



eleventh annual

BE AWARE 5K

walk / run for youth suicide awareness & prevention

Saturday, October 12th, 2019

Check-In starts at 9am • Run / Walk begins promptly at 10am

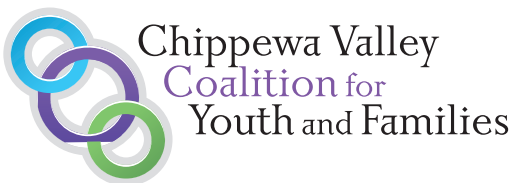
\$25 registration fee (includes t-shirt, timed by Hanson's)

Dakota High School (ninth grade center) • 21055 21 Mile Road • Macomb



An event that unites the community in preventing youth suicide and spreads the message that there is help and hope!

Suicide is currently the 2nd leading cause of death for youth ages 10 to 24. Please join us on this 5k walk / run (or 1 mile walk) to help raise funds and awareness for youth suicide prevention. Proceeds raised through this event support awareness and prevention programs offered locally through KnowResolve and the Chippewa Valley Coalition for Youth and Families.



Visit www.BeAware5k.com for more info and registration

KnowResolve is a Macomb County based 501(c)(3) non-profit organization and donations are tax deductible. For more information, please visit us at: www.KnowResolve.org. The Chippewa Valley Coalition for Youth and Families joins school and community in promoting safe, healthy, and drug-free youth and supports families. For more information, please call 586-723-2360 or visit www.cvcoalition.org.

AUTHORIZATION TO RELEASE INFORMATION

Chippewa Valley Schools - Human Resources

Volunteer Criminal Record Check – Revised 2019

Please complete this form and return it along with a copy of your Driver's License and/or Michigan ID card in a sealed envelope to the child's school office **no later than 2 weeks before the event date**. All fields are required by the Michigan State Police in order to process the record check. The Chippewa Valley Schools Human Resources office will submit this information through a secure web site operated by the Michigan State Police. You will be contacted by mail by Human Resources only if there are questions about the criminal record check. This form and the record check will be filed in a secure location in the Human Resources Department for the current school year only. It will be shredded at the end of the school year. Your cooperation with this process is appreciated as it assists us with assuring the safety and well being of all of our students.

PLEASE NOTE:

1. If you have been convicted of a "listed offense" as defined in section 2 of the Sex Offender Registration Act you are prohibited from volunteering at your child's school.
2. All other Felony and Misdemeanor offenses will be subject to a targeted screen and you may be further questioned.
3. If you are convicted of a crime after filling out this form please notify Shirley Allen in the Human Resources Department at 586-723-2094 or by email at sallen@cvs.k12.mi.us. Do not contact the school building.

Thank you for your interest in serving as a volunteer with the Chippewa Valley Schools.

(PRINT NAME)

FIRST NAME

MIDDLE NAME

LAST NAME

I hereby authorize the Chippewa Valley Schools to request the Michigan State Police Central Record Division to release any information regarding criminal records I may have to the Chippewa Valley School.

SIGNATURE

DATE

GENDER

(MALE/FEMALE)

RACE: Please Check One:

☐
☐
☐
☐
☐

Caucasian
African American
Asian or Pacific Islander
American Indian or Alaskan Native
Unknown /Other

DATE OF BIRTH
(Month/Day/Year)

Address: _____ City: _____ State: _____ Zip: _____

Daytime Phone: _____

School submitting form: _____ Event Date: _____

CHECK HERE IF YOU DO NOT HAVE STUDENT(S)

If not, please indicate reason for volunteering: _____

List all Student(s) names attending Chippewa Valley Schools	School	Grade Level	Relationship to Student (e.g., Parent, Grandparent, Etc.)

****A COPY OF YOUR DRIVER'S LICENSE AND/OR MICHIGAN ID CARD MUST ACCOMPANY THIS FORM.****

NOTICE OF NONDISCRIMINATION It is the policy of Chippewa Valley Schools not to discriminate on the basis of race, color, religion, national origin or ancestry, genetics, gender, age, disability, height, weight, or marital status in its programs, services, activities, or employment. Inquiries related to nondiscrimination policies should be directed to: Civil Rights Coordinator, Assistant Superintendent of Human Resources, Chippewa Valley Schools Administration, 19120 Cass Avenue, Clinton Township, MI 48038 Phone: 586-723-2090 / Nondiscrimination inquiries related to disability should be directed to: Section 504 Coordinator, Director of Special Services, (same address) Phone: 586-723-2180

REVISED 6/10/19

What to Know from Your PTO



EARN CASH FOR OUR SCHOOL

NO MORE CLIPPING. ALL YOU NEED IS YOUR SMARTPHONE.

The NEW and improved Box Tops mobile app uses state-of-the-art technology to scan your store receipt, find participating products and instantly add Box Tops to our school's earnings online.

LOOK FOR
THE NEW
LABEL:



HERE'S HOW IT WORKS:



BUY BOX TOPS PRODUCTS

You can find Box Tops on hundreds of products throughout the store.



SCAN YOUR RECEIPT


Use the app to snap a photo of your receipt within 14 days of purchase.



EARN CASH FOR OUR SCHOOL

Box Tops earnings are identified and automatically updated at BTFE.com.

You do not need to clip or send Box Tops labels to school.



BOX TOPS CLIPS ON PACKAGES

Traditional Box Tops clips are being phased out of production but may continue to be found on many products throughout the store as packages transition to the new Box Tops labels. **You can still clip these and send them to school.** Please make sure each clip has a valid expiration date.



BUY
BOX TOPS
PRODUCTS



CUT
OUT THE BOX TOP
FROM EACH PACKAGE



SEND
YOUR BOX TOPS
TO SCHOOL

SEE PRODUCTS & LEARN MORE ABOUT
THE BOX TOPS APP AT BTFE.COM

© 2016/17 BTFE

THE ALL-NEW BOX TOPS IS HERE!
DOWNLOAD THE APP:





Ways to get lunch money onto your students' lunch account:

- ✚ Online debit deposit: www.SendMoneyToSchool.com (need student ID number, which can be provided by both the school office and the food service office)
- ✚ Send a check payable to CV Food Service or cash to school with student

NOTE: If ID card is lost or stolen, it must be reported to cafeteria cashier immediately. Food Service is not responsible for fraudulent usages.

Send Money to School will upload the money onto the students account within 15 minutes; however, the Parent Portal update is a day behind and will not reflect any new activity until the next day.

ELEMENTARY Meal Prices

Student Lunch	\$2.75
Lunch Plus	\$4.25
Reduced lunch	\$0.40
Regular Breakfast	\$1.55
Reduced Breakfast	\$0.30
Milk	\$0.60

MIDDLE/HIGH SCHOOL Meal Prices

Student Lunch	\$3.00
Lunch Plus	\$4.50
Reduced lunch	\$0.40
Regular Breakfast	\$1.55
Reduced Breakfast	\$0.30
Milk	\$0.60

- ✚ The 2018-19 Free/Reduced Applications.
- ✚ Include their email address on the application.
- ✚ Please complete ONE application per family, even if the students attend different school buildings within the district.
- ✚ A new application must be processed for each school year.
- ✚ The application determination will take approximately 10 business days.
- ✚ Students who were on the meal program at the end of the 2017-18 school year will remain on the program through October 12, 2018. Their new applications must be submitted and approved prior to October 12, 2018 to have no lapse in benefits.
- ✚ Please encourage parents to apply via the internet at www.LunchApp.com.
- ✚ The website will be available after August 1, 2018 for the 2018-19 meal application processing.

ELEMENTARY BREAKFAST

CHIPPEWA VALLEY SCHOOLS



STUDENT- \$1.55

REDUCED- \$0.30

MILK- \$0.60

ALL MEALS INCLUDE CHOICE OF ENTREE, MILK, FRUIT & 100% FRUIT JUICE

CEREAL BOWL & GRAHAM CRACKERS

CEREAL BAR & STRING CHEESE

MUFFIN & YOGURT

POP-TART & STRING CHEESE

BANANA BREAD

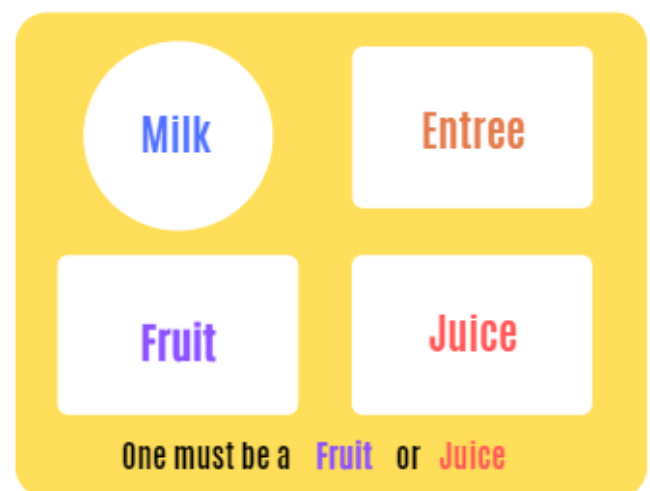
SUPER MINI DONUTS

BENEFIT BAR

BAGEL & CREAM CHEESE

MINI CINNI

What makes a complete breakfast?

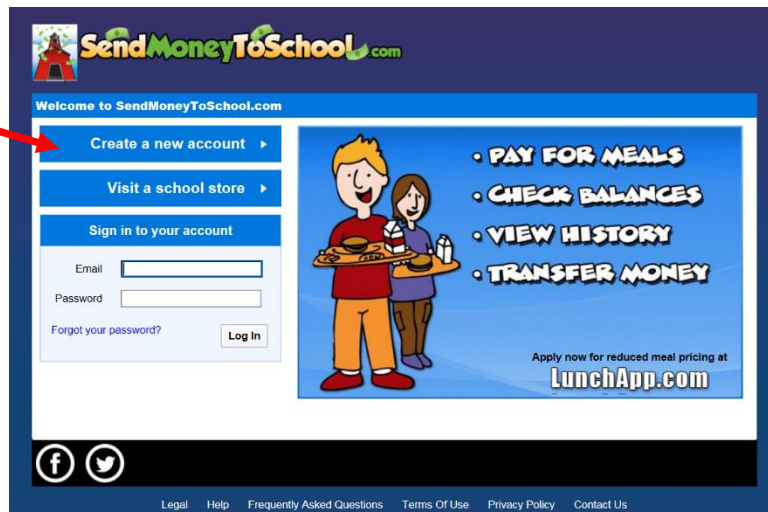


2019/2020 MEAL BENEFIT APPLICATION
AVAILABLE AT WWW.LUNCHAPP.COM
OR IN THE MAIN OFFICE

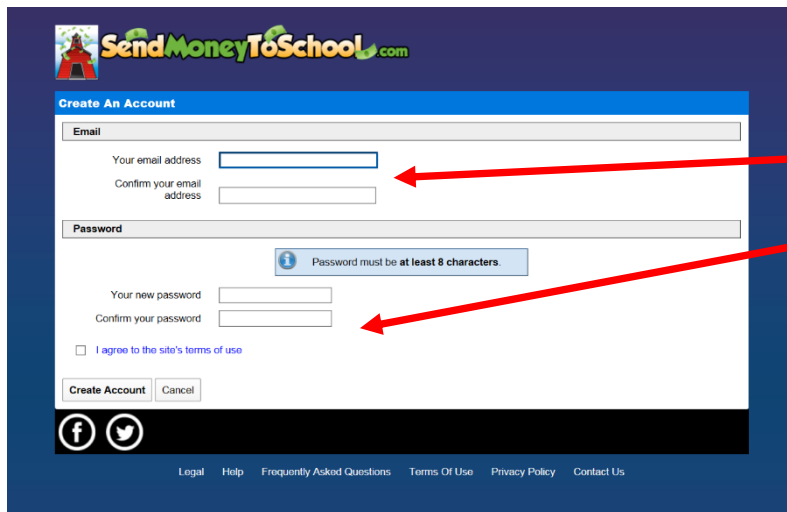


If your child receives hot lunch, you may sign up at sendmoneytoschool.com to make real-time deposits on a meal debit card that can be used in any of our school buildings. To create an account, just follow the directions below:

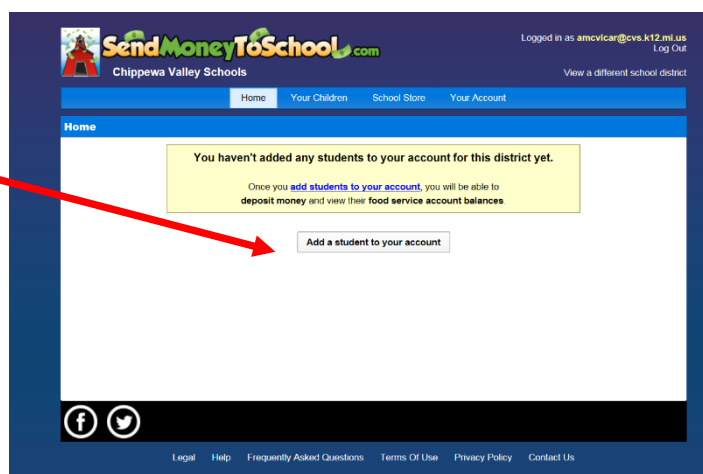
1. Click on "Create a new account"



2. Provide your email address and create a password to create your account.



3. Click on "Add a student to your account"



SendMoneyToSchool.com
Chippewa Valley Schools
Logged in as amcvcicar@cvs.k12.mi.us
Log Out
View a different school district

Home Your Children School Store Your Account

Students

Step 1: Find Student

Student ID

Continue Cancel

Just a reminder...
Your child's student ID will likely be on a school ID card, or it will be provided by the school office.

Legal Help Frequently Asked Questions Terms Of Use Privacy Policy Contact Us

4. Type in your child's student ID number.
This can be located in Power School or provided to you by the office.

5. Fill out the student name and birthday then click on "Add Student"

SendMoneyToSchool.com
Chippewa Valley Schools
Logged in as amcvcicar@cvs.k12.mi.us
Log Out
View a different school district

Home Your Children School Store Your Account

Students

Step 2: Verify Student

Student ID

First Name

Last Name

Birthday

Add Student Cancel

Legal Help Frequently Asked Questions Terms Of Use Privacy Policy Contact Us

6. Click on "Make a Deposit"

SendMoneyToSchool.com
Chippewa Valley Schools
Logged in as amcvcicar@cvs.k12.mi.us
Log Out
View a different school district

Home Your Children School Store Your Account

Students

You've added Zachary and can now [make deposits into their food service account](#)

Food Service Balance

Zachary Bahrn \$0.25 [View Activity](#) [Edit](#)

[Make a deposit](#)

[Add a student to your account](#)

Legal Help Frequently Asked Questions Terms Of Use Privacy Policy Contact Us

Low Cost Internet



Comcast is offering discounted internet services for families with at least one child receiving free school meals. Participants in the Internet Essentials Program will enjoy no price increases, activation or equipment rental fees. In addition to the internet services, families can purchase a low-cost computer from Comcast and receive free internet training—online, in print, and in classroom. For more information, call 1-855-846-8376 or visit <http://www.internetessentials.com>

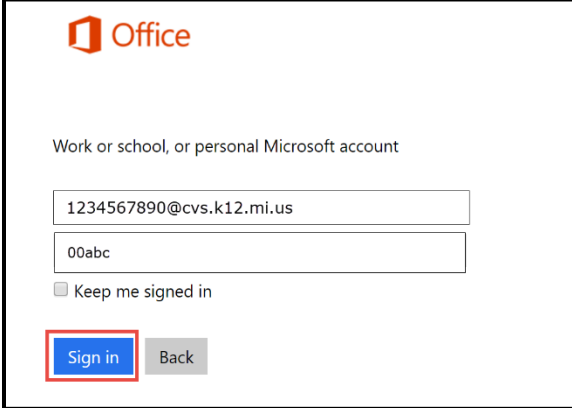


Journeys Login for Students

Chippewa Valley Schools


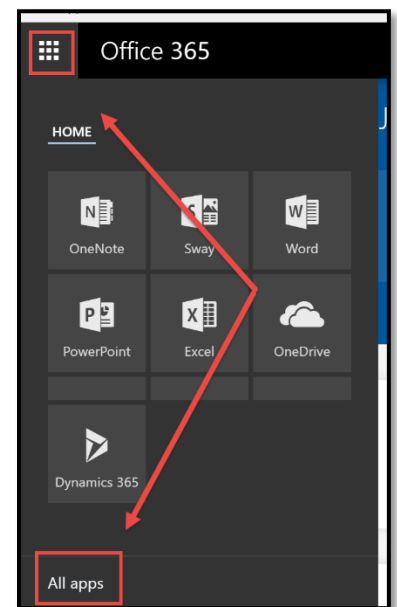
Journeys is an online ELA curriculum that will be used by all elementary students. Follow the directions below to access Journeys at home.

1. Journeys access begins in the student's Office 365 account. Log in at office.com, or access the link from the www.chippewavalleyschools.org page under For Parents.
2. Student usernames are their student number followed by @cvs.k12.mi.us (ex 1234567890@cvs.k12.mi.us).
NOTE: although the student login is in an email address format, elementary students do not have email access in Office 365)
3. Student passwords will be provided by the classroom teacher, students in grades 2-5 will most likely be familiar with their username and password already.



4. Once logged in, click the App Launcher (or Waffle) at the top left, then choose "All apps."

5. Click the Journeys tile and your student will be directed to their Journeys curriculum and automatically signed in.



Microsoft

We're helping to relieve some of the stress of schoolwork.

We're giving our students a complete version of the latest Microsoft Office for free.

Your child will have everything he or she needs to create, edit, and share documents for as long as they are a student here. Help your child install Office at Office.com/GetOffice365

What is Office 365 for students?

With Office 365 students receive online file storage, web versions of office programs and a district provided email to make working outside of the classroom easy. Students also get Office ProPlus – Office Pro Plus allows students to download Office programs on up to 5 home computers (Windows or Macintosh), plus they can install the Office apps on up to five tablets (iPad, Android, WinRT) and on up to five phones!

How do I get free Office 365 ProPlus?

Activate your Office ProPlus following the directions below.

1. Go to Office.com/GetOffice365
2. Click the "Find out if you're eligible" link
3. Put in your school provided email address
4. Follow the link that was sent to your email to complete the registration
5. Install Office and sign-in with your newly created Office 365 ID



What is my Chippewa Valley Schools email address?

For most students your email is:

lastname.firstname@cvs.k12.mi.us or 10digitID@cvs.k12.mi.us

If you find this formula does not work for you, check with a classroom teacher who can verify your exact email in our district address book

Note: Elementary students will not have an email, but using the formula above they can log into Office 365 to take advantage of OneDrive and the Office ProPlus program at home.

Frequently Asked Questions – For Students

What does Office 365 ProPlus include?

Office 365 ProPlus comes with a full version of Office and familiar Office applications like Word, Excel, PowerPoint, Outlook, OneNote and more. Office 365 ProPlus is a user-based service and allows each student to install on up to five PCs or Macs, and five tablets (iPad or Android) and access Office mobile applications on iPhone and Android phones. (Office Mobile applications are included with all Windows phones). More information [here](#).

Do I get anything else besides Office 365 ProPlus when I use the self-service process?

In addition to having access to the Office ProPlus client which has application like Word, Excel, PowerPoint and OneNote, which work across your PCs and Macs, you can active the clients on your iPad, iPhone, Android tablet and Android Phone, giving you access to edit and review your homework on the go. You also get 1 TB of storage through OneDrive for Business to ensure you access to all of your documents whenever you need them. If you using a computer that doesn't have Office installed, don't worry you can edit or review those assignments in Office Online in any browser.

What devices can I use Office 365 ProPlus on?

Office supports PCs and Windows tablets running Windows 7 or higher, and Macs with Mac OS X 10.6 or higher. Office for iPad can be installed on iPads running version 7.0 or higher. For information about mobile devices, visit www.office.com/mobile.

What happens when I graduate?

When you graduate, your Office 365 subscription through your institution ends upon graduation. You may enroll into other consumer or commercial offers available. If you have Office 365 Education at your school, you should make sure to transfer all your files from your school OneDrive to your personal OneDrive prior to graduation.

Can students install Office for iPad through this Office 365 ProPlus benefit?

Yes, this would count towards the limit of installing it on 5 tablets. Just install the applications and sign in with your school ID.

If I recently purchased Office and am now also be eligible for free Office 365 ProPlus though my school, will I receive any credit and/or compensation?

No. The Office purchased is a consumer offering and students can continue to take advantage of the purchased offer.

I need help installing, where do I go?

If you are having issues installing Office, visit [Install Office on your PC or Mac with Office 365 for business \(http://aka.ms/Y0o21h\)](http://aka.ms/Y0o21h) for installation instructions.